



Navgan Shikshan Sanstha Rajuri's(N)  
**MRS.KESHARBAI SONAJIRAO KSHIRSAGAR ALIAS KAKU**  
Arts, Science And Commerce College, Beed.

NAAC reaccredited with "A" grade (3.18 CGPA as per new RAF) & ISO 21001:2018 certified



## Feedback Analysis Report 2022-23





# Students Feedback Analysis Report 2022-23

## Analysis of student feedback about syllabus

Programme: UG & PG

Total Number Responses: 110

Sr. No.	Questions	Response				
		Strongly Agree	Agree	Neutral	Disagree	Total
1.	Q-1	70	30	05	05	110
2.	Q-2	68	24	10	08	110
3.	Q-3	75	20	10	05	110
4.	Q-4	80	15	15	00	110
5.	Q-5	72	30	08	00	110

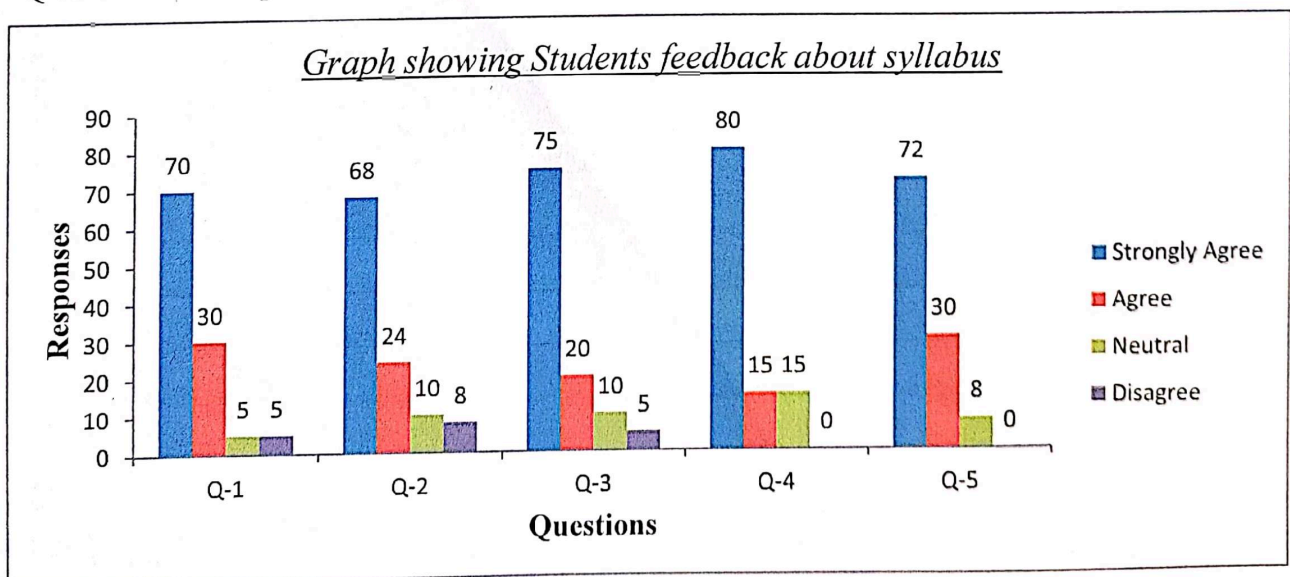
Q-1: Whether current syllabus address the local needs of the society.

Q-2: Whether it meets the applied aspects related to industry.

Q-3: Whether the curriculum is based on entrepreneurship development skill.

Q-4: Whether it promotes environmental awareness.

Q-5: Whether it improves overall personality.





## Analysis of Teachers feedback about syllabus

Programme: UG & PG

Total Number Responses: 34

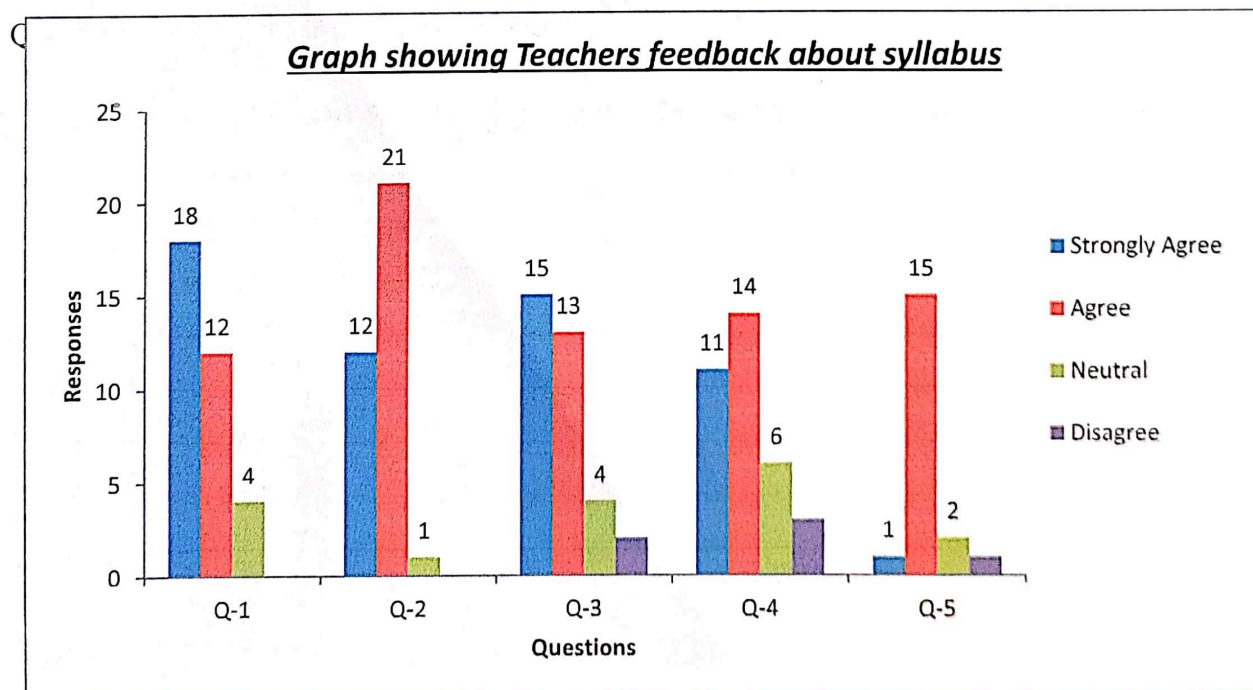
Sr. No.	Questions	Response				
		Strongly Agree	Agree	Neutral	Disagree	Total
1.	Q-1	18	12	04	00	34
2.	Q-2	12	21	01	00	34
3.	Q-3	15	13	04	02	34
4.	Q-4	11	14	06	03	34
5.	Q-5	1	15	02	01	34

Q-1: Whether current syllabus address the local needs of the society.

Q-2: Whether it meets the applied aspects related to industry.

Q-3: Whether the curriculum is based on entrepreneurship development skill.

Q-4: Whether it promotes environmental awareness.



## Analysis of Employers feedback about syllabus

Programme: UG & PG

Total Number Responses: 03

Sr. No.	Questions	Response				
		Strongly Agree	Agree	Neutral	Disagree	Total
1.	Q-1	01	01	00	01	03
2.	Q-2	01	01	01	00	03
3.	Q-3	01	02	00	00	03
4.	Q-4	01	01	01	00	03
5.	Q-5	01	01	01	00	03

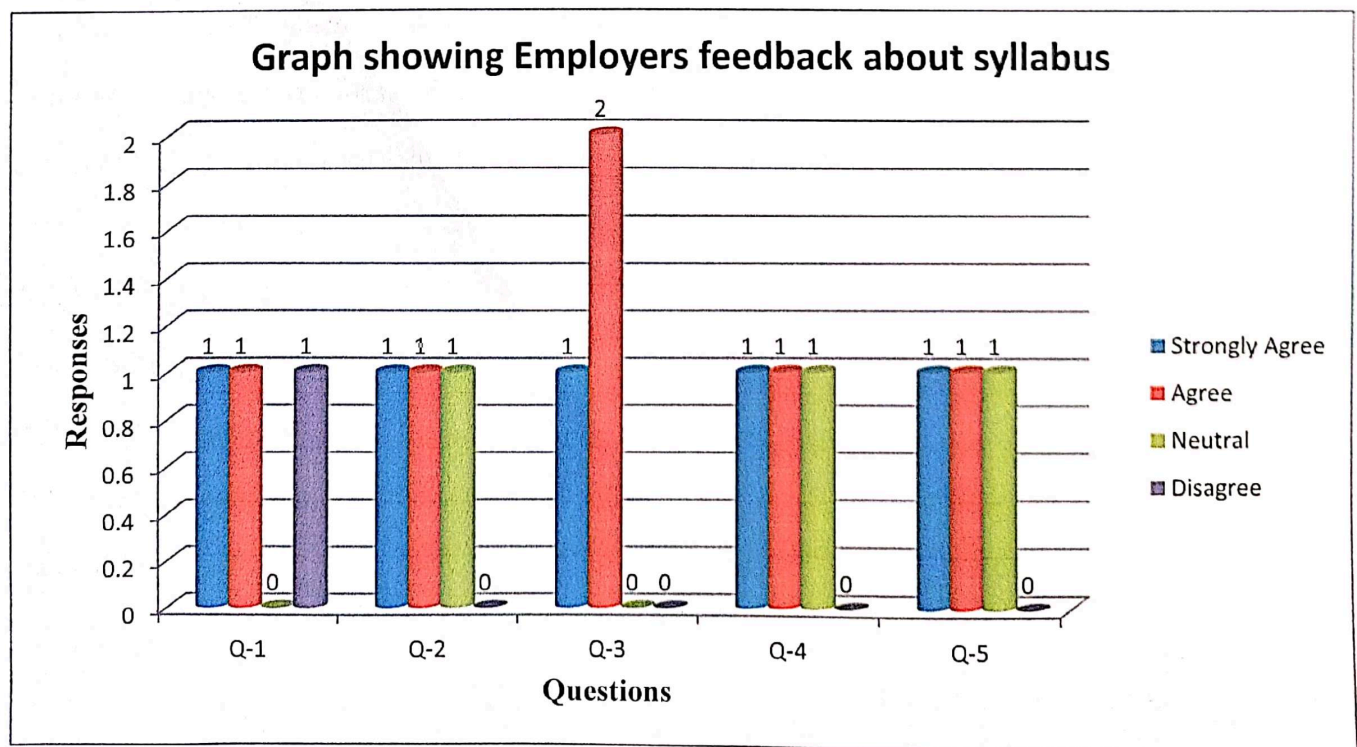
Q-1: Whether current syllabus address the local needs of the society.

Q-2: Whether it meets the applied aspects related to industry.

Q-3: Whether the curriculum is based on entrepreneurship development skill.

Q-4: Whether it promotes environmental awareness.

Q-5: Whether it improves overall personality.







## Analysis of Students feedback about Library and campus facilities

Programme: UG& PG

Total Number Responses: 130

Sr. No.	Questions	Response				
		Excellent	Good	Satisfactory	poor	Total
1.	Q-1	70	40	20	00	130
2.	Q-2	65	45	18	02	130
3.	Q-3	67	43	19	01	130
4.	Q-4	80	30	15	05	130
5.	Q-5	93	26	06	05	130
6.	Q-6	60	40	20	10	130
7.	Q-7	90	29	06	05	130
8.	Q-8	87	36	07	00	130
9.	Q-9	84	30	16	00	130

Q-1: Nature of Communication of library staff with student

Q-2: Availability of text books, reference books related to subjects

Q-3: Availability of Journals (related to subject, General knowledge) magazines, news papers.

Q-4: Reading hall facility.

Q-5: E-Library facility.

Q-6: Drinking water facility

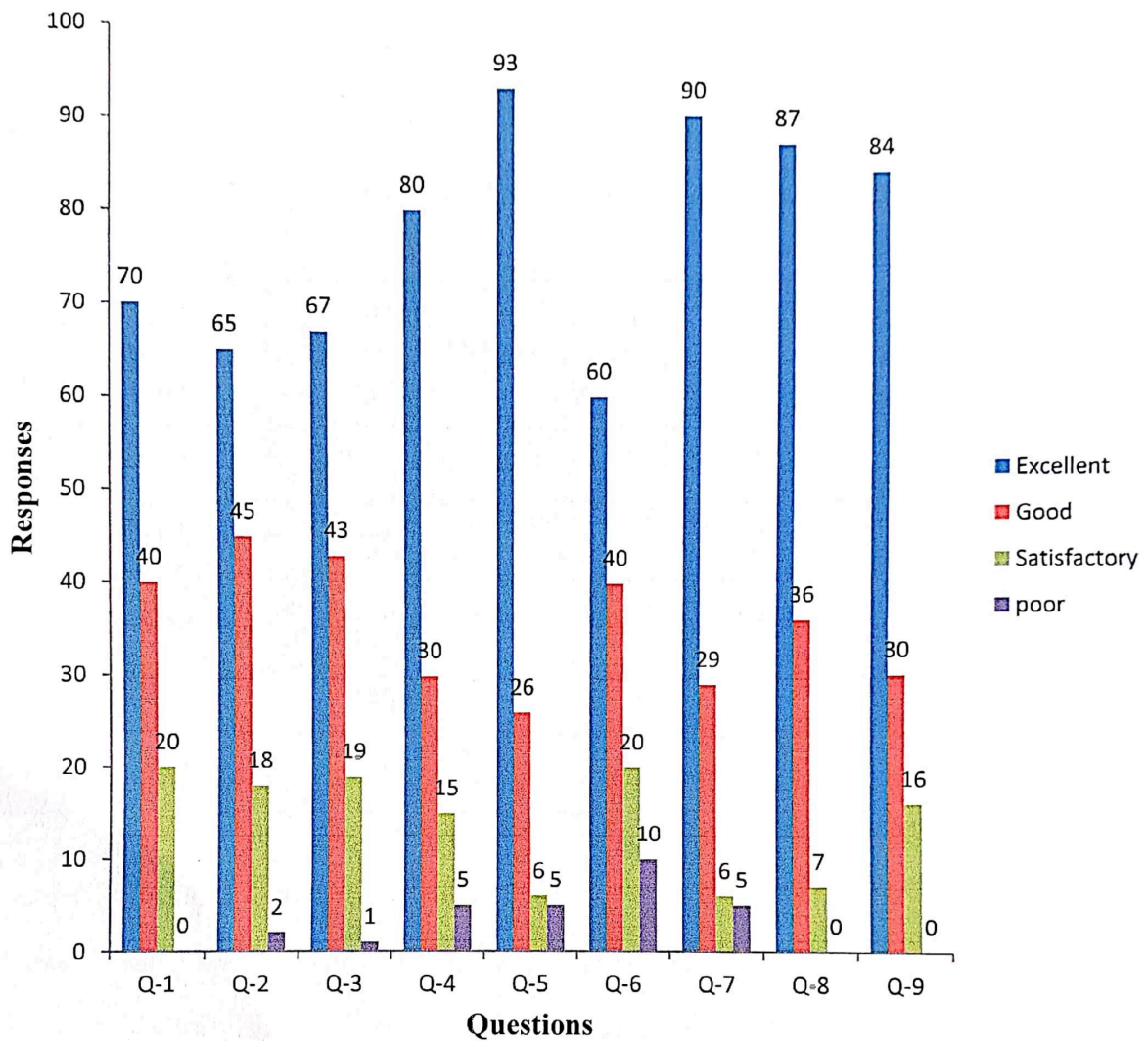
Q-7: Campus cleanliness.

Q-8: Consumer store facility

Q-9: Canteen Facility.



**Graph showing Students feedback about Library and campus facilities**







## Analysis of Alumni feedback about College

Programme: UG& PG

Total Number Responses: 40

Sr. No.	Questions	Response				
		Strongly Agree	Agree	Neutral	Disagree	Total
1.	Q-1	26	14	00	00	40
2.	Q-2	22	12	06	00	40
3.	Q-3	18	14	08	00	40
4.	Q-4	17	13	10	00	40
5.	Q-5	15	20	05	00	40
6.	Q-6	19	14	07	00	40
7.	Q-7	18	13	09	00	40
8.	Q-8	20	18	02	00	40

Q-1: I feel proud to be the student of this college.

Q-2: The learning I had in the College is useful in my career.

Q-3: The developments in the college in recent years are appreciative.

Q-4: The new courses introduced meet contemporary requirements.

Q-5: College is involving alumni in its activities.

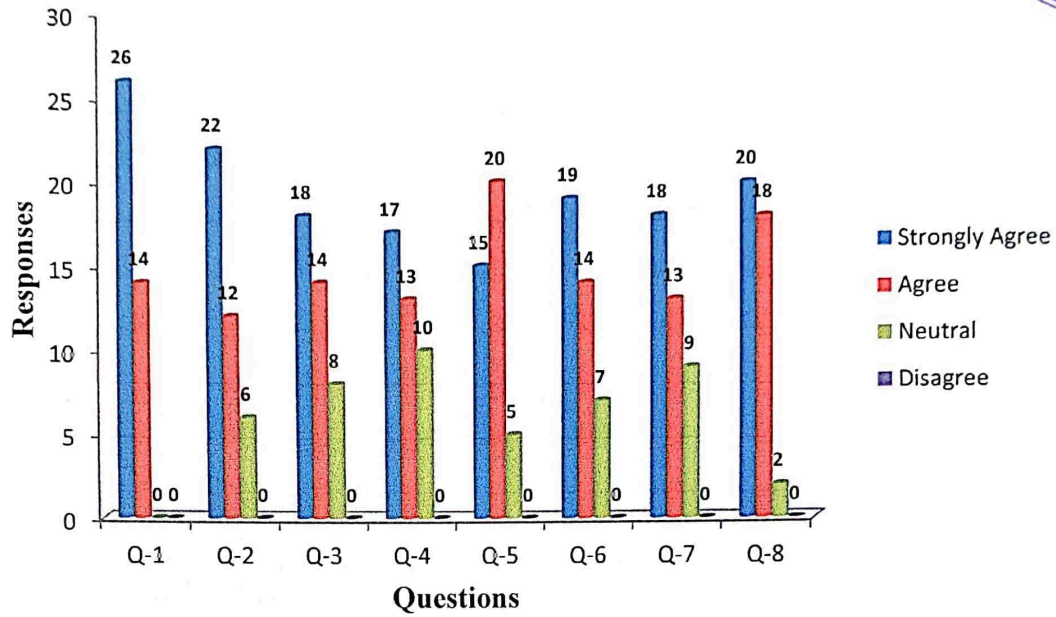
Q-6: The alumni have a role to play in academically strengthening the College further.

Q-7: Formation of Department wise alumni associations is a step in the right direction.

Q-8: The college administration should take initiative to efficiently enroll and strengthen the alumni association.



**Graph showing Alumni feedback about College**





## Analysis of Alumani feedback about syllabus



Programme: UG & PG.

Total Number Responses: 30

Sr. No.	Questions	Response				
		Strongly Agree	Agree	Neutral	Disagree	Total
1.	Q-1	14	10	06	00	30
2.	Q-2	15	12	03	00	30
3.	Q-3	12	18	00	00	30
4.	Q-4	10	16	04	00	30
5.	Q-5	13	14	03	00	30

Q-1: Whether current syllabus address the local needs of the society.

Q-2: Whether it meets the applied aspects related to industry.

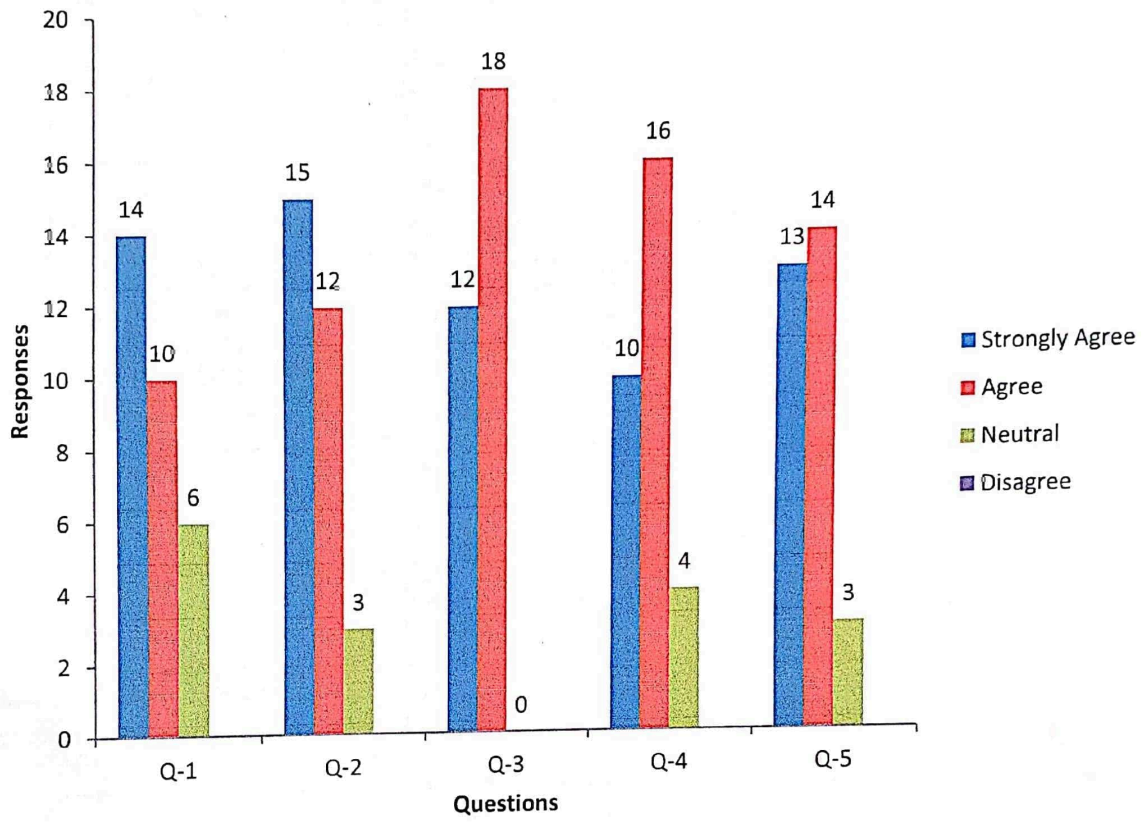
Q-3: Whether the curriculum is based on entrepreneurship development skill.

Q-4: Whether it promotes environmental awareness.

Q-5: Whether it improves overall personality.



### Graph Showing Alumani feedback about syllabus







**Analysis Report of Student Feedback Regarding Teachers**

2022-23

Course- UG


Total no. of responses: -

Sr.No.	Name of Teacher	Responses	Poor	Average	Good	Excellent	Total		
1	Dr.S.V.Kshirsagar	Q1	-	-	03	10	13		
		Q2			02	10	12		
		Q3			05	08	13		
		Q4			03	10	13		
		Q5			05	08	13		
		Q6			04	08	12		
		Q7			04	09	13		
		Q8			02	11	13		
		Q9			04	09	13		
		13				32	83	115	
		2	Dr.P.R.Maheshmalkar	Q1			11	24	35
				Q2			07	28	35
				Q3			05	29	34
Q4					11	24	35		
Q5					05	30	35		
Q6					14	21	35		
Q7					13	22	35		
Q8					09	26	35		
Q9					03	31	34		
35						78	235	313	
3	Mr.R.Y.Kokate	Q1	-	03	08	08	19		
		Q2		04	03	11	18		
		Q3		01	11	06	18		
		Q4		01	07	11	19		
		Q5	01		05	11	17		
		Q6		04	10	05	19		
		Q7		02	11	05	18		
		Q8		02	09	08	19		
		Q9			04	15	19		
		19	01	17	68	79	166		
4	Dr.S.L.Gutte	Q1			05	11	16		
		Q2			06	10	16		
		Q3			04	12	16		
		Q4			03	12	15		
		Q5			01	15	16		
		Q6		01	01	14	16		
		Q7			04	12	16		
		Q8			02	13	15		
		Q9			02	14	16		
		16		01	28	112	142		
4	Dr.R.M.Gulve	Q1			17	21	38		
		Q2			09	28	37		
		Q3			08	30	38		
		Q4			17	21	38		
		Q5			11	27	38		
		Q6			16	21	37		
		Q7			15	23	38		
		Q8			15	23	38		



		Q9			08	30	38
		<b>38</b>			<b>116</b>	<b>224</b>	<b>340</b>
<b>5</b>	<b>Dr.P.R.Khakre</b>	Q1	01	02	14	28	45
		Q2		01	18	25	44
		Q3			19	25	44
		Q4	01	03	13	27	44
		Q5			18	28	46
		Q6	01	01	17	24	43
		Q7		01	23	19	43
		Q8			15	31	46
		Q9	01		11	30	42
		<b>46</b>	<b>04</b>	<b>08</b>	<b>148</b>	<b>242</b>	<b>402</b>
<b>06</b>	<b>Dr.S.B.Maulage</b>	Q1			11	24	35
		Q2			09	26	35
		Q3			10	25	35
		Q4			13	22	35
		Q5			10	23	33
		Q6			10	25	35
		Q7			16	18	34
		Q8			07	25	32
		Q9			12	23	35
		<b>35</b>			<b>98</b>	<b>208</b>	<b>306</b>
<b>07</b>	<b>Dr. S.V.Gayakwad</b>	Q1		03	15	31	49
		Q2		05	19	24	48
		Q3		02	18	28	48
		Q4		04	20	23	47
		Q5	01	03	16	28	48
		Q6			30	18	48
		Q7		07	19	22	48
		Q8			18	30	48
		Q9			13	35	48
		<b>49</b>	<b>01</b>	<b>24</b>	<b>168</b>	<b>239</b>	<b>432</b>
<b>08</b>	<b>Dr. S.M.Talekar</b>	Q1			06	08	14
		Q2			06	08	14
		Q3			06	08	14
		Q4			04	10	14
		Q5			03	11	14
		Q6			06	08	14
		Q7			04	10	14
		Q8			03	11	14
		Q9			01	13	14
		<b>14</b>			<b>39</b>	<b>87</b>	<b>126</b>
<b>09</b>	<b>Dr. S.K.Jogdand</b>	Q1			05	03	08
		Q2			03	05	08
		Q3			01	07	08
		Q4			05	03	08
		Q5			04	04	08
		Q6			03	05	08
		Q7			03	05	08
		Q8			03	05	08
		Q9			01	07	08
		<b>08</b>			<b>28</b>	<b>44</b>	<b>72</b>
<b>10</b>	<b>Dr.A.N.Shelke</b>	Q1			14	03	17





		Q2			01	16	17
		Q3			03	13	16
		Q4			03	14	17
		Q5			08	08	16
		Q6			04	13	17
		Q7			02	14	16
		Q8			06	11	17
		Q9			02	15	17
		<b>17</b>			<b>43</b>	<b>107</b>	<b>150</b>
<b>11</b>	<b>Dr.M.K.Kale</b>	Q1	04	01	11	28	44
		Q2		03	17	24	44
		Q3		04	10	30	44
		Q4	02	02	07	32	43
		Q5	02	01	14	27	44
		Q6		03	21	20	44
		Q7	01	02	06	35	44
		Q8			17	27	44
		Q9	02		08	34	44
		<b>44</b>	<b>11</b>	<b>16</b>	<b>111</b>	<b>257</b>	<b>395</b>
<b>12</b>	<b>Dr.P.B.Sirsat</b>	Q1			04	11	15
		Q2			07	08	15
		Q3			05	10	15
		Q4			02	13	15
		Q5			05	10	15
		Q6			06	09	15
		Q7			06	09	15
		Q8			06	09	15
		Q9				15	15
		<b>15</b>			<b>41</b>	<b>94</b>	<b>135</b>
<b>13</b>	<b>Dr.S.R.Raut</b>	Q1			06	03	09
		Q2			03	07	10
		Q3			05	05	10
		Q4			05	05	10
		Q5			03	07	10
		Q6			03	07	10
		Q7			05	05	10
		Q8			05	05	10
		Q9			03	07	10
		<b>10</b>			<b>38</b>	<b>51</b>	<b>89</b>
<b>14</b>	<b>Dr. G.W. Shreemangale</b>	Q1			08	02	10
		Q2			05	05	10
		Q3			05	05	10
		Q4			06	04	10
		Q5			06	04	10
		Q6			04	06	10
		Q7			08	02	10
		Q8			04	06	10
		Q9			05	05	10
		<b>10</b>			<b>51</b>	<b>39</b>	<b>90</b>
<b>15</b>	<b>Dr. M.S.Khandat</b>	Q1			06	04	10
		Q2			06	04	10
		Q3			06	04	10
		Q4			06	04	10

		Q5			09	01	10
		Q6			05	05	10
		Q7			03	07	10
		Q8		01	03	06	10
		Q9			07	03	10
		<b>10</b>		<b>01</b>	<b>51</b>	<b>38</b>	<b>90</b>
<b>16</b>	<b>Dr.S.M.Joshi</b>	Q1			07	02	09
		Q2			05	05	10
		Q3			04	06	10
		Q4			06	04	10
		Q5			03	07	10
		Q6			04	06	10
		Q7			06	04	10
		Q8			04	06	10
		Q9			05	05	10
		<b>10</b>			<b>44</b>	<b>45</b>	<b>89</b>
<b>17</b>	<b>Dr. V.M.Chaudhari</b>	Q1		06	01	03	10
		Q2			08	02	10
		Q3		01	04	05	10
		Q4			06	04	10
		Q5			06	04	10
		Q6		01	05	04	10
		Q7			05	05	10
		Q8		01	06	03	10
		Q9			05	05	10
		<b>10</b>		<b>09</b>	<b>46</b>	<b>35</b>	<b>90</b>
<b>18</b>	<b>Dr.A.H.Rathod</b>	Q1			07	06	13
		Q2			07	06	13
		Q3			02	11	13
		Q4			04	09	13
		Q5			01	12	13
		Q6			11	02	13
		Q7			03		03
		Q8			06	07	13
		Q9				13	13
		<b>13</b>			<b>41</b>	<b>66</b>	<b>107</b>
<b>19</b>	<b>Dr.N.P.Kale</b>	Q1			08	02	10
		Q2			07	03	10
		Q3			07	03	10
		Q4			08	02	10
		Q5			08	02	10
		Q6			08	02	10
		Q7			09	01	10
		Q8			09	-	09
		Q9			07	02	09
		<b>10</b>			<b>71</b>	<b>17</b>	<b>88</b>
<b>20</b>	<b>Dr. R.G.Wadhe</b>	Q1			08	02	10
		Q2			04	06	10
		Q3			04	06	10
		Q4			06	04	10
		Q5			01	09	10
		Q6			04	06	10
		Q7					



		Q8			03	07	10
		Q9			02	08	10
		<b>10</b>			<b>32</b>	<b>48</b>	<b>80</b>
<b>21</b>	<b>Dr. B.V.Katare</b>	Q1			02	08	10
		Q2			02	08	10
		Q3			06	04	10
		Q4			05	05	10
		Q5			04	06	10
		Q6			05	05	10
		Q7					
		Q8			06	04	10
		Q9			03	07	10
		<b>10</b>			<b>33</b>	<b>47</b>	<b>80</b>
<b>22</b>	<b>Shri.A.D.Chavan</b>	Q1			10	-	10
		Q2			09	01	10
		Q3				10	10
		Q4			05	05	10
		Q5			05	03	08
		Q6			06	04	10
		Q7			08	02	10
		Q8			09	01	10
		Q9			01	09	10
		<b>10</b>			<b>53</b>	<b>35</b>	<b>88</b>
<b>23</b>	<b>Dr.Khetri A.U.</b>	Q1				10	10
		Q2				10	10
		Q3				10	10
		Q4				10	10
		Q5				10	10
		Q6				10	10
		Q7			01	09	10
		Q8				10	10
		Q9				10	10
		<b>10</b>			<b>01</b>	<b>89</b>	<b>90</b>
<b>24</b>	<b>Dr.Shaikh (comp)</b>	Q1			04	06	10
		Q2		01	04	05	10
		Q3			04	06	10
		Q4			06	04	10
		Q5			04	06	10
		Q6			04	06	10
		Q7			04	06	10
		Q8	01		05	04	10
		Q9			04	06	10
		<b>10</b>	<b>01</b>	<b>01</b>	<b>35</b>	<b>49</b>	<b>86</b>
<b>25</b>	<b>Mande S.S.</b>	Q1	01		05	04	10
		Q2			05	05	10
		Q3			06	04	10
		Q4			07	03	10
		Q5			07	03	10
		Q6		04	03	03	10
		Q7					
		Q8		04	03	03	10
		Q9			05	05	10
		<b>10</b>	<b>01</b>	<b>08</b>	<b>41</b>	<b>30</b>	<b>80</b>





26	Dr. Bondge S.G	Q1	01	07	02	
		Q2		03	07	
		Q3		05	05	10
		Q4		01	09	10
		Q5		05	05	10
		Q6		04	06	10
		Q7		03	07	10
		Q8		04	06	10
		Q9		01	09	10
		10	01	33	56	90
27	Dr. Shaikh S.R	Q1	03	03	01	07
		Q2	03	05		08
		Q3	02	05	01	08
		Q4	01	07		08
		Q5		07	01	08
		Q6		07	01	08
		Q7	02	06		08
		Q8	01	06	01	08
		Q9		08		
		08	12	54	05	71
		S				

Q1-Ability to bring conceptual clarity and promotion of thinking ability by teacher.

Q2-Motivation Provided.

Q3-Teachers Communication Skill.

Q4-Teacher Regularity and Punctuality.

Q5-Teacher Subject Knowledge.

Q6-Completion and Coverage of Course.

Q7-Availability of teacher in LAB.

Q8-Teachers interaction and Guidance outside the class.

Q9-Teacher overall performance.

*(Signature)*  
Co-Ordinator  
Internal Quality Assurance Cell  
Mrs. K.S.K. College, Beed, (M.S.)

*(Signature)*  
Principal  
N.S.S.R.(N.) Mrs.Kesharbai  
Sonajirao Kshirsagar Alias Kaku  
Arts, Science and Commerce  
College, Beed.



Navgan Shikshan Sanstha Rajuri's(N)  
**MRS.KESHARBAI SONAJIRAO KSHIRSAGAR ALIAS KAKU**  
Arts, Science And Commerce College, Beed.

NAAC reaccredited with "A" grade (3.18 CGPA as per new RAF) & ISO 21001:2018 certified



## Feedback Analysis Report

2021-22





# Students Feedback Analysis Report 2021-22

## Analysis of student feedback about syllabus



Programme: UG & PG

Total Number Responses: 48

Sr. No.	Questions	Response				
		Strongly Agree	Agree	Neutral	Disagree	Total
1.	Q-1	30	10	8	0	48
2.	Q-2	19	19	10	0	48
3.	Q-3	28	13	7	0	48
4.	Q-4	23	22	1	2	48
5.	Q-5	25	20	1	2	48

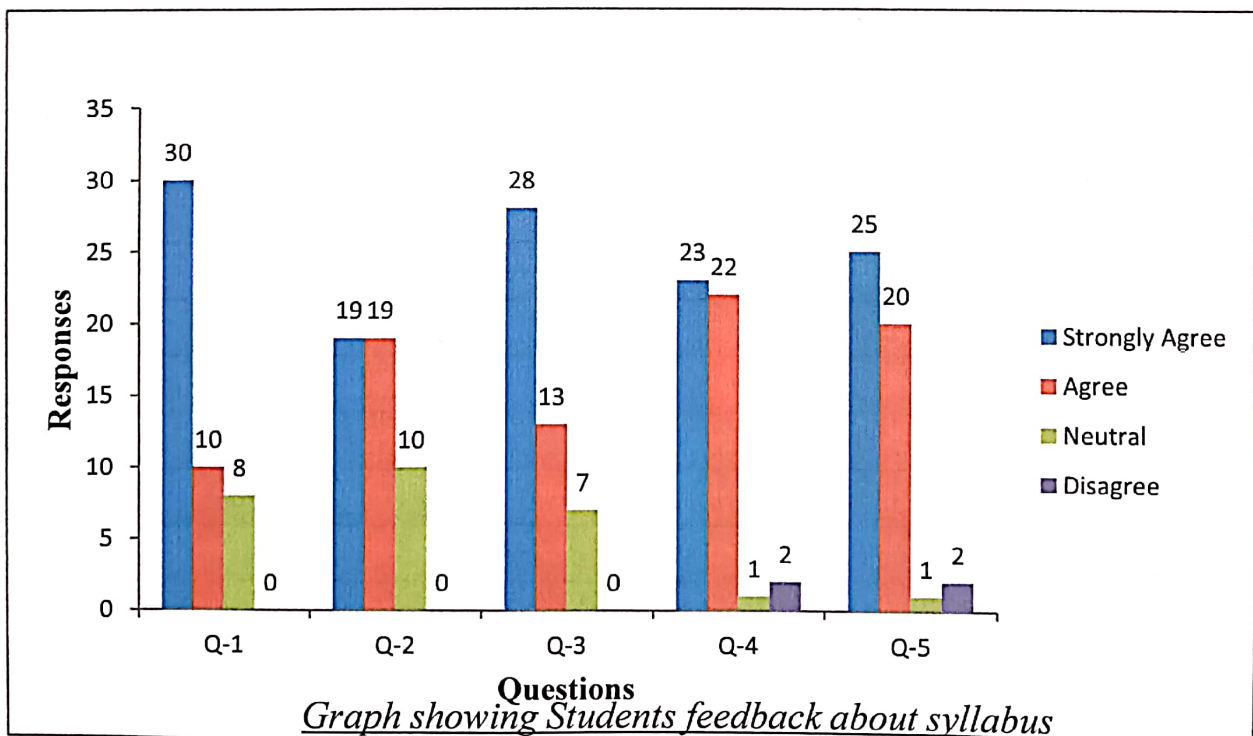
Q-1: Whether current syllabus address the local needs of the society.

Q-2: Whether it meets the applied aspects related to industry.

Q-3: Whether the curriculum is based on entrepreneurship development skill.

Q-4: Whether it promotes environmental awareness.

Q-5: Whether it improves overall personality.





# Analysis of Teachers feedback about syllabus



Programme: UG & PG

Total Number Responses: 37

Sr. No.	Questions	Response				
		Strongly Agree	Agree	Neutral	Disagree	Total
1.	Q-1	28	06	03	00	37
2.	Q-2	11	25	01	00	37
3.	Q-3	12	25	00	00	37
4.	Q-4	27	08	02	00	37
5.	Q-5	30	6	01	00	37

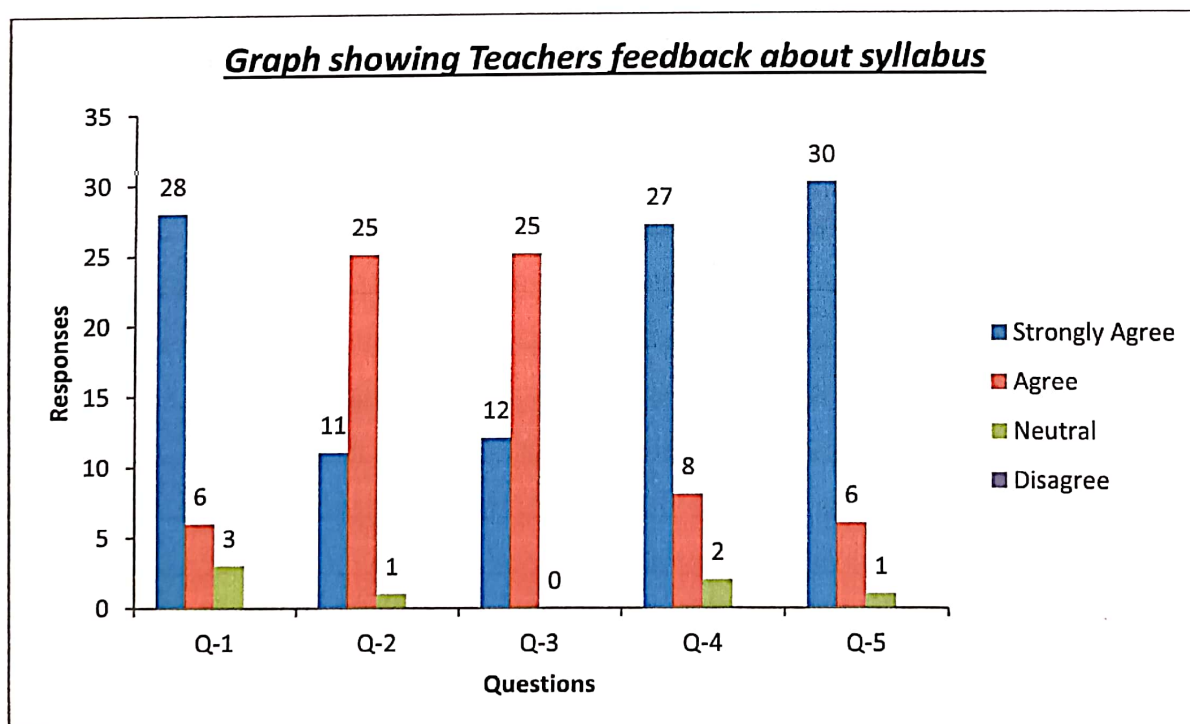
Q-1: Whether current syllabus address the local needs of the society.

Q-2: Whether it meets the applied aspects related to industry.

Q-3: Whether the curriculum is based on entrepreneurship development skill.

Q-4: Whether it promotes environmental awareness.


Q-5: Whether it improves overall personality.



## Analysis of Employers feedback about syllabus

Programme: UG & PG

Total Number Responses: 03



Sr. No.	Questions	Response				
		Strongly Agree	Agree	Neutral	Disagree	Total
1.	Q-1	01	01	00	01	03
2.	Q-2	01	01	01	00	03
3.	Q-3	01	02	00	00	03
4.	Q-4	01	01	01	00	03
5.	Q-5	01	01	01	00	03

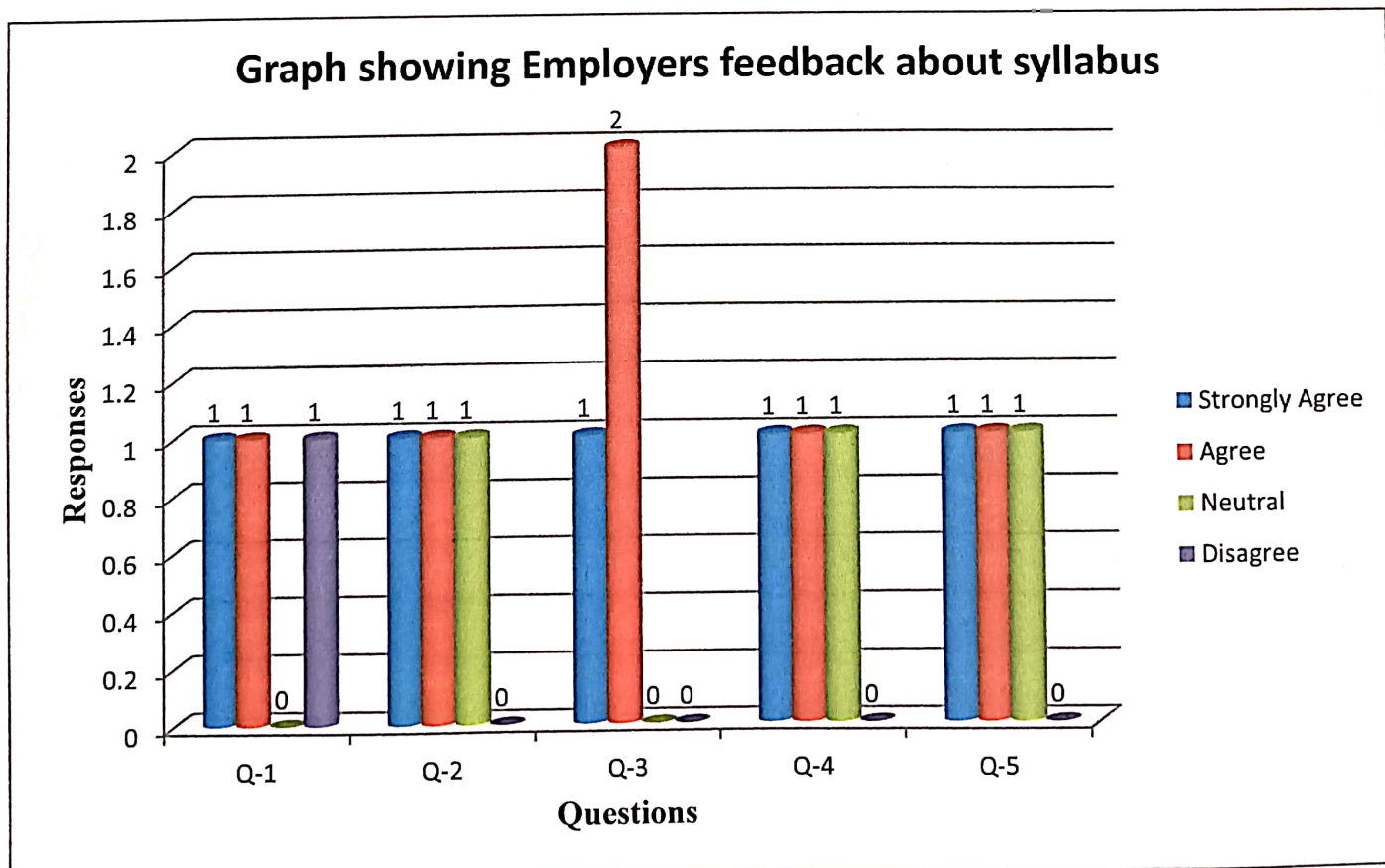
Q-1: Whether current syllabus address the local needs of the society.

Q-2: Whether it meets the applied aspects related to industry.

Q-3: Whether the curriculum is based on entrepreneurship development skill.

Q-4: Whether it promotes environmental awareness.

Q-5: Whether it improves overall personality.



# Analysis of Students feedback about Library and campus facilities

Programme: UG& PG

Total Number Responses: 225



Sr. No.	Questions	Response				
		Excellent	Good	Satisfactory	poor	Total
1.	Q-1	62	92	52	18	225
2.	Q-2	62	83	74	6	225
3.	Q-3	67	86	66	6	225
4.	Q-4	78	80	58	9	225
5.	Q-5	67	95	57	6	225
6.	Q-6	37	100	49	39	225
7.	Q-7	59	99	58	9	225
8.	Q-8	59	98	53	15	225
9.	Q-9	62	83	57	23	225

Q-1: Nature of Communication of library staff with student

Q-2: Availability of text books, reference books related to subjects

Q-3: Availability of Journals (related to subject, General knowledge) magazines, news papers.

Q-4: Reading hall facility.

Q-5: E-Library facility.

Q-6: Drinking water facility

Q-7: Campus cleanliness.

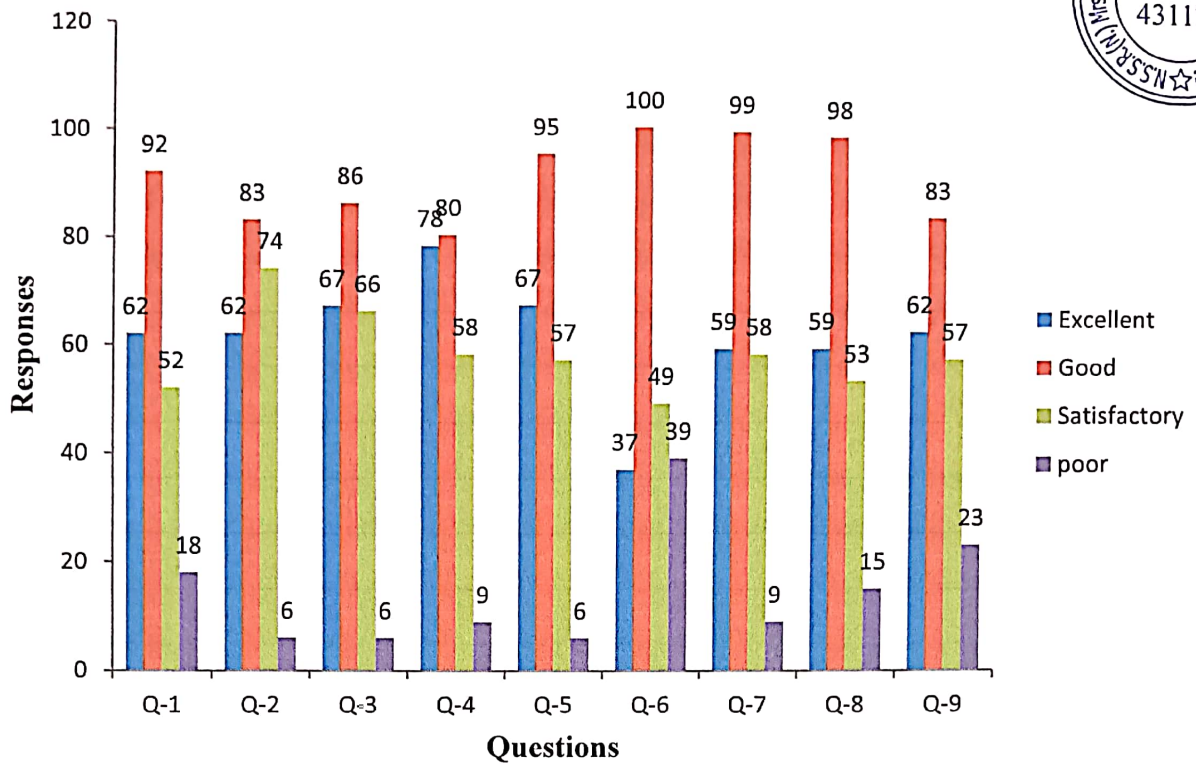
Q-8: Consumer store facility

Q-9: Canteen Facility.





**Graph showing Students feedback about Library and campus facilities**



# Analysis of Alumni feedback about College

Programme: UG& PG

Total Number Responses: 120



Sr. No.	Questions	Response				
		Strongly Agree	Agree	Neutral	Disagree	Total
1.	Q-1	74	23	18	05	120
2.	Q-2	71	31	15	03	120
3.	Q-3	81	29	10	00	120
4.	Q-4	78	30	10	02	120
5.	Q-5	74	24	20	2	120
6.	Q-6	70	28	20	2	120
7.	Q-7	69	35	16	00	120
8.	Q-8	74	30	15	01	120

Q-1: I feel proud to be the student of this college.

Q-2: The learning I had in the College is useful in my career.

Q-3: The developments in the college in recent years are appreciative.

Q-4: The new courses introduced meet contemporary requirements.

Q-5: College is involving alumni in its activities.

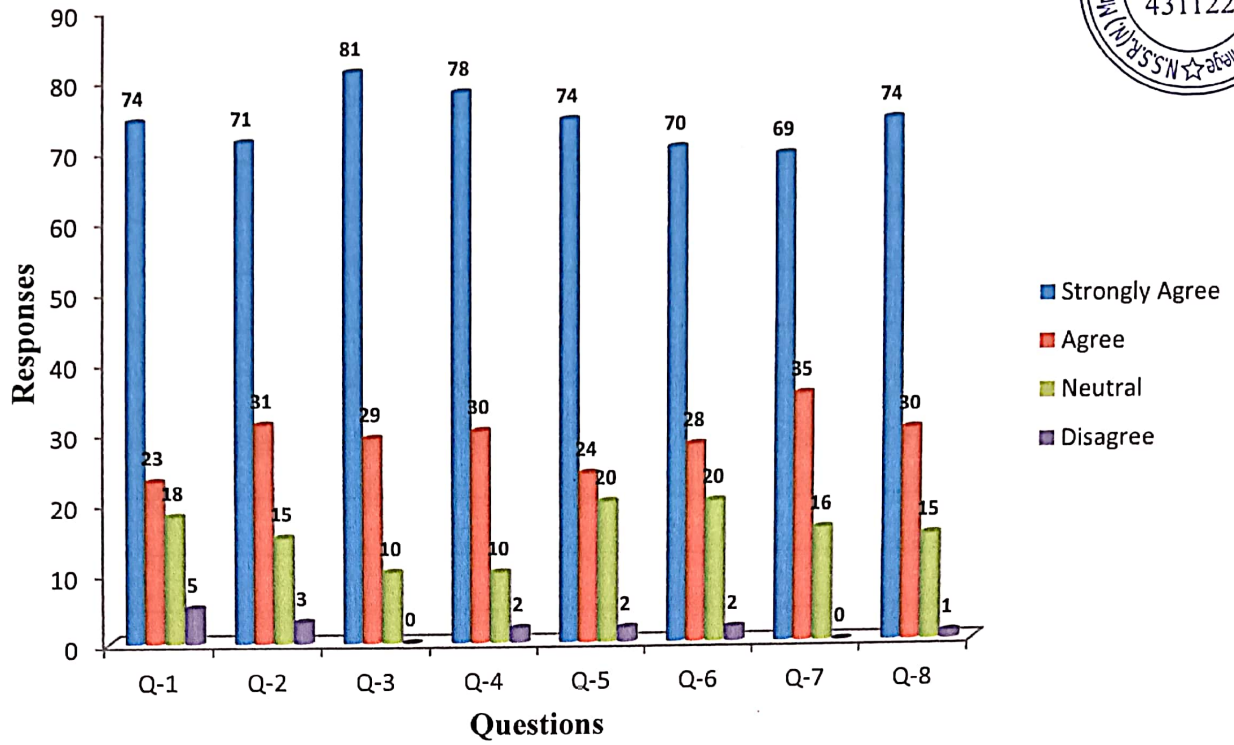
Q-6: The alumni have a role to play in academically strengthening the College further.

Q-7: Formation of Department wise alumni associations is a step in the right direction.

Q-8: The college administration should take initiative to efficiently enroll and strengthen the alumni association.



# Graph showing Alumni feedback about College





# Analysis of Alumni feedback about syllabus



Programme: UG & PG.

Total Number Responses: 35

Sr. No.	Questions	Response				
		Strongly Agree	Agree	Neutral	Disagree	Total
1.	Q-1	20	13	02	00	35
2.	Q-2	06	18	11	00	35
3.	Q-3	13	18	03	01	35
4.	Q-4	18	12	05	00	35
5.	Q-5	15	17	03	00	35

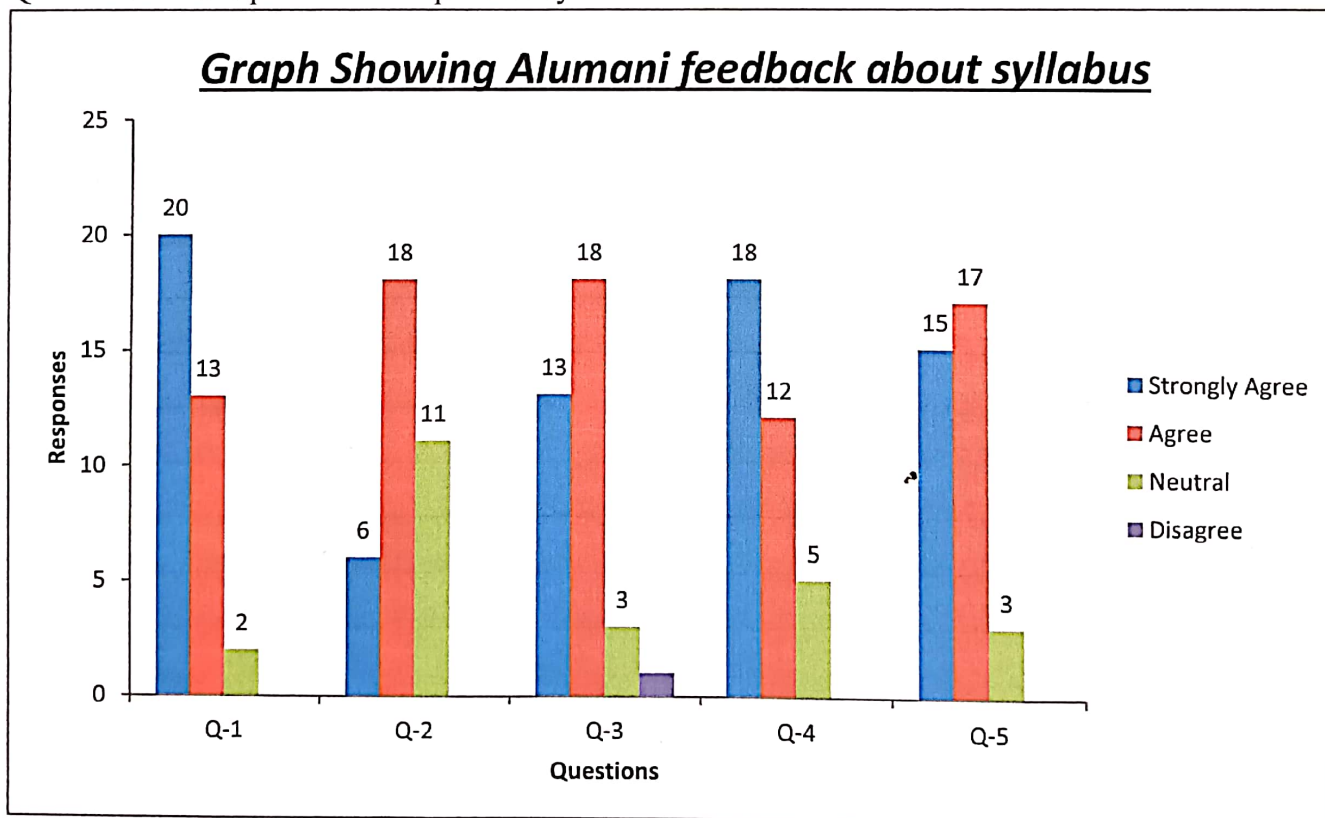
Q-1: Whether current syllabus address the local needs of the society.

Q-2: Whether it meets the applied aspects related to industry.

Q-3: Whether the curriculum is based on entrepreneurship development skill.


Q-4: Whether it promotes environmental awareness.

Q-5: Whether it improves overall personality.



# Analysis Report Students Feedback Regarding Teacher

## 2021-2022



Programme: UG & PG  
Total Number Responses: 470


Sr. No	Name of Teacher	Total	Points	Q1	Q2	Q3	Q4	Q5	Q6	Q7	Q8	Q9	
1.	Dr Kshirsagar S.V.	10	Poor										
			Average						1				
			Good	6	7	6	4	1	3	2	2	5	
			Excellent	4	3	4	6	9	6	8	8	5	
2.	Dr. Mahesmalkar P.R.	15	Poor										
			Average										
			Good	12	7	7	10	8	11	13	7	8	
			Excellent	3	8	8	5	7	4	2	8	7	
3.	Mr.Kokate R.Y.	10	Poor										
			Average			2			2			1	
			Good	4	4	2	3	4	2	4	3	7	
			Excellent	6	6	8	7	6	8	6	7	3	
4.	Dr. Gulwe R.M.	15	Poor										
			Average										
			Good	1	2	3	4	5	4	6	7	8	
			Excellent	14	13	12	11	10	11	9	8	7	
5.	Dr.Gutte S.L	10	Poor										
			Average										
			Good	1	9	1	1	1	2	4	4	1	
			Excellent	9	1	9	9	9	8	6	6	9	
6.	Dr.Khakre P.R	15	Poor										
			Average	1			1						
			Good	13	11	12	13	13	12	14	11	11	
			Excellent	1	4	3	3	2	1	1	4	4	
7.	Dr.Machale R.G.	20	Poor										
			Average										
			Good	7	8			1	5				
			Excellent	13	12	20	20	19	15	20	20	20	
8.	Dr.Maulage S.B.	15	Poor										
			Average							2	1		
			Good	3	1	10	13	11	12	11	10	10	
			Excellent	12	14	5	2	4	3	2	4	5	
9.	Dr.Gayawad S.V.	20	Poor										
			Average										
			Good	6	5	6	7	8	7	8	9	10	
			Excellent	14	15	14	13	12	13	12	11	10	
10.	Dr.Talekar S.M.	10	Poor										
			Average			2			1	1			
			Good	3	4	1	5	3	3	2	4	4	
			Excellent	7	6	7	5	7	6	7	6	6	
11.	Dr.Jagdand S.K.	10	Poor										
			Average			1	1	2	2	2	2		
			Good	4	3	4	2	2	2	3	1	5	

			Excellent	6	7	5	7	6	6	5		
12	Dr.Shelke A.N.	15	Poor									
			Average									
			Good	3	2	5	6	7	7	5	8	9
			Excellent	12	13	10	9	8	8	10	7	6
13	Mr.Khetri Hanuman	10	Poor									
			Average		1	3	2	3	1	1		
			Good	7	8	5	4	3	2	6	6	6
			Excellent	3	1	2	4	4	7	3	4	4
14	Dr.Sirsat P.B.	10	Poor									
			Average									
			Good		1	2	1				2	
			Excellent	10	9	8	9	10	10	10	8	10
15	Dr.Raut S.R.	10	Poor									
			Average									
			Good		3							
			Excellent	10	10	10	10	10	10	10	10	10
16	Dr.Shrimangale G.W.	10	Poor									
			Average									
			Good		1	1						
			Excellent	10	9	9	10	10	10	10	10	10
17	Dr.Khandat M.S.	14	Poor									
			Average									
			Good	10	14	12	12	13	11	10	9	8
			Excellent	4		2	2	1	3	4	5	6
18	Dr.Nuzhat Sultana	10	Poor									
			Average	2	2	3	2	2	1		1	1
			Good	7	7	6	7	7	5	6	4	5
			Excellent	1		2	1	1	4	4	5	4
19	Dr.Shaikh A.R.	10	Poor	1	1	1	2		2	2	1	
			Average	2	2	4		1		1		
			Good	3	4	2	6	1	6	4	5	3
			Excellent	4	3	4	2	7	2	3	4	7
21	Dr.Kale N.P.	15	Poor									
			Average									
			Good	9	8	8	6	7	9	9	8	5
			Excellent	6	7	7	9	8	6	6	7	10
22	Dr.Patil S.S.	20	Poor									
			Average									
			Good	13	02	7	13	12	10	7	9	5
			Excellent	6	18	13	7	8	10	13	11	15
23	Dr.Patil P.V.	15	Poor						1	1		
			Average			1		1	1	1	1	
			Good	5	4	2	3	1	1	1	2	1
			Excellent	10	11	12	12	13	12	12	12	13
24	Dr.Ramteke D.D.	11	Poor									
			Average									
			Good	3	1	1	3	5	2	2	5	2
			Excellent	8	10	10	8	6	9	9	6	9
25	Dr Tonde S.R.	20	Poor									



			Average	3				1			
			Good	17	18	14	13	9	12	11	14
			Excellent	1	1	5	12	9	6	3	1
26	Dr.Khan A.S.	15	Poor								
			Average								
			Good	5	5	5	5	5	5	5	5
			Excellent	10	10	10	10	10	10	10	10
27	Dr.Pote B.T.	12	Poor								
			Average								
			Good	1	2	3	12	12	13	12	12
			Excellent	11	11	10	1	1		1	1
28	Dr.Chavan A.D.	14	Poor								
			Average								
			Good	12	12	10	10	06	10	12	14
			Excellent	2	2	4	4	8	4	4	1
29	Dr.Shinde A.V.	10	Poor								
			Average								
			Good	5	8	6	8	6	4	4	3
			Excellent	5	2	4	2	4	6	6	7
30	Dr.Katare B.V.	10	Poor								
			Average								
			Good	6	6	8	7	6	9	8	7
			Excellent	4	4	2	3	4	1	2	3
31	Dr. Pokale K.	10	Poor								
			Average								
			Good	10	3	8	4	4	5	6	3
			Excellent		7	2	6	6	5	4	7
32	Gaware S.R.	09	Poor								
			Average								
			Good	6	3	3	4	3	3	5	3
			Excellent	3	6	6	5	6	6	4	6
33	Dr.Shaikh S.R.	12	Poor								
			Average	3	4	4	5	4	6	6	4
			Good	7	4	6	5	3	4	3	6
			Excellent	2			3	3		1	2
34	Dr.Syed Imanuddin	16	Poor								
			Average	3	2	3	1	2	3		1
			Good	3	10	9	9	8	6	10	9
			Excellent	10	4	4	6	6	7	6	6
35	Mr.Pawar S.S.	19	Poor								
			Average								
			Good	11	9	8	13	6	13	12	8
			Excellent	8	10	11	06	13	06	7	11
36	Mr.Jamdade D.D.	12	Poor								
			Average								
			Good	2	2	2	4	4	2	6	6
			Excellent	10	10	10	8	8	10	6	6
37	Dr.Joshi S.M.	09	Poor								
			Average								
			Good	5	4	2	4	4	5	2	1



  
**Principal**  
 N.S.S.R.(N.) Mrs.Kesharbai  
 Sonajirao Kshirsagar Alias Kaku  
 Arts, Science and Commerce  
 College, Beed.

			Excellent	4	1	2	1	1	1	3	4	4	
38	Dr.Shete N.P.	12	Poor										
			Average										
			Good	2	2	4	3	4	2	2	4	3	
			Excellent	10	10	8	9	8	10	10	8	9	
39	Dr. Jadhav S.S.	12	Poor										
			Average										
			Good	2	2	4	3	4	2	2	4	3	
			Excellent	10	10	8	9	8	10	10	8	9	

Q1-Ability to bring conceptual clarity and promotion of thinking ability by teacher.

Q2-Motivation Provided.

Q3-Teachers Communication Skill.

Q4-Teacher Regularity and Punctuality.

Q5-Teacher Subject Knowledge.

Q6- Completion and Coverage of Course.

Q7-Availability of teacher in LAB.

Q8-Teacher's interaction and Guidance outside the class.

Q9-Teacher overall performance.



*Principal*

N.S.S.R.(N.) Mrs.Kesharbai  
Sonajirao Kshirsagar Alias Kaku  
Arts, Science and Commerce  
College, Beed.

*Principal*  
National Quality Assurance Cell  
Mrs. K.S.K. College, Beed, (M.S.)





Navgan Shikshan Sanstha Rajuri's(N)  
**MRS.KESHARBAI SONAJIRAO KSHIRSAGAR ALIAS KAKU**  
Arts, Science And Commerce College, Beed.

NAAC reaccredited with "A" grade (3.18 CGPA as per new RAF) & ISO 21001:2018 certified



## Feedback Analysis Report 2020-21





# Students Feedback Analysis Report 2020-21

## Analysis of student feedback about syllabus

Programme: UG & PG

Total Number Responses: 253 (online)

Sr. No.	Questions	Response				
		Strongly Agree	Agree	Neutral	Disagree	Total
1.	Q-1	43	132	54	24	253
2.	Q-2	48	146	48	11	253
3.	Q-3	53	147	35	18	253
4.	Q-4	43	157	32	21	253
5.	Q-5	61	148	24	20	253

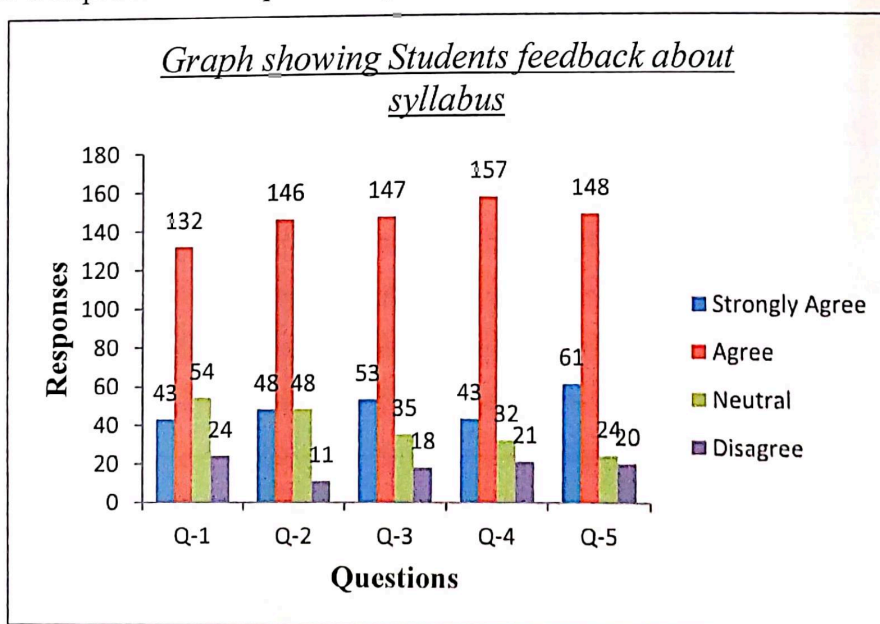
Q-1: Whether current syllabus address the local needs of the society.

Q-2: Whether it meets the applied aspects related to industry.

Q-3: Whether the curriculum is based on entrepreneurship development skill.

Q-4: Whether it promotes environmental awareness.

Q-5: Whether it improves overall personality.





## Analysis of Teachers feedback about syllabus

Programme: UG & PG

Total Number Responses: 37

Sr. No.	Questions	Response				Total
		Strongly Agree	Agree	Neutral	Disagree	
1.	Q-1	21	13	02	01	37
2.	Q-2	24	19	03	01	37
3.	Q-3	17	17	02	01	37
4.	Q-4	17	19	01	00	37
5.	Q-5	20	14	03	00	37

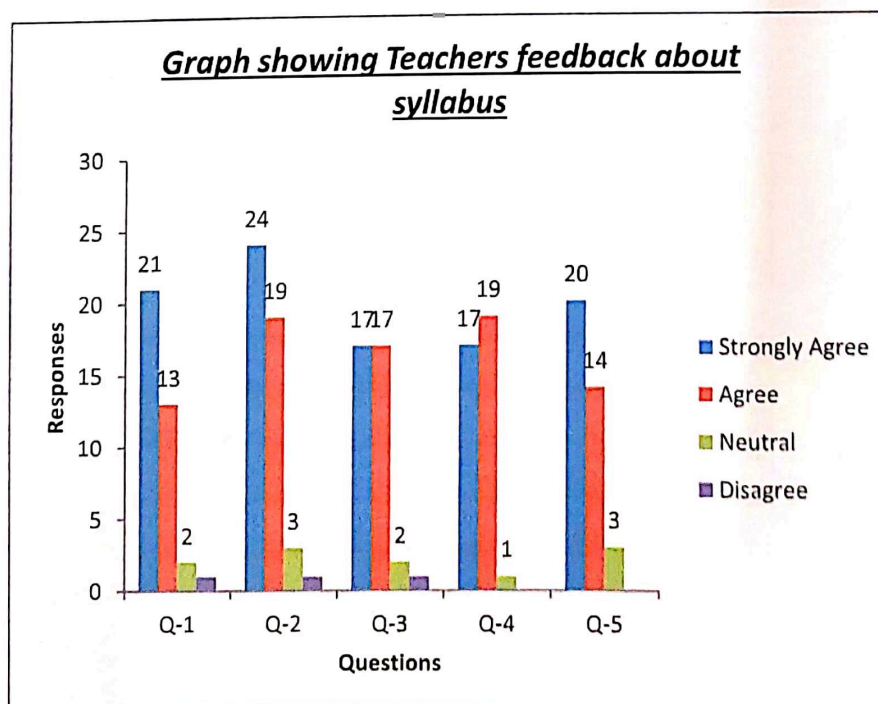
Q-1: Whether current syllabus address the local needs of the society.


Q-2: Whether it meets the applied aspects related to industry.

Q-3: Whether the curriculum is based on entrepreneurship development skill.

Q-4: Whether it promotes environmental awareness.

Q-5: Whether it improves overall personality.





## Analysis of Employers feedback about syllabus

Programme: UG & PG

Total Number Responses: 03

Sr. No.	Questions	Response				
		Strongly Agree	Agree	Neutral	Disagree	Total
1.	Q-1	01	01	00	01	03
2.	Q-2	01	01	01	00	03
3.	Q-3	01	02	00	00	03
4.	Q-4	01	01	01	00	03
5.	Q-5	01	01	01	00	03

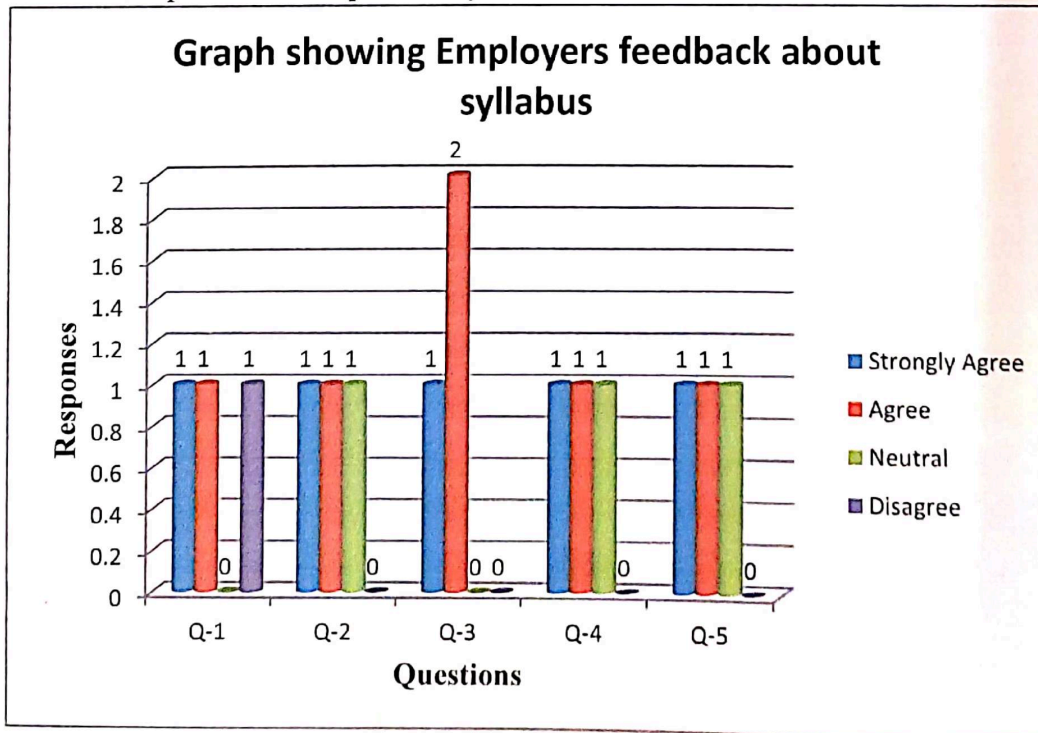
Q-1: Whether current syllabus address the local needs of the society.

Q-2: Whether it meets the applied aspects related to industry.

Q-3: Whether the curriculum is based on entrepreneurship development skill.

Q-4: Whether it promotes environmental awareness.

Q-5: Whether it improves overall personality.







## Analysis of Students feedback about Library and campus facilities

Programme: UG& PG

Total Number Responses: 421

Sr. No.	Questions	Response				Total
		Excellent	Good	Satisfactory	poor	
1.	Q-1	94	240	62	25	421
2.	Q-2	103	231	60	27	421
3.	Q-3	95	231	75	20	421
4.	Q-4	90	234	76	21	421
5.	Q-5	101	210	80	30	421
6.	Q-6	80	225	87	29	421
7.	Q-7	92	219	78	32	421
8.	Q-8	95	243	66	17	421
9.	Q-9	98	232	72	19	421

Q-1: Nature of Communication of library staff with student

Q-2: Availability of text books, reference books related to subjects

Q-3: Availability of Journals (related to subject, General knowledge) magazines, news papers.

Q-4: Reading hall facility.

Q-5: E-Library facility.

Q-6: Drinking water facility

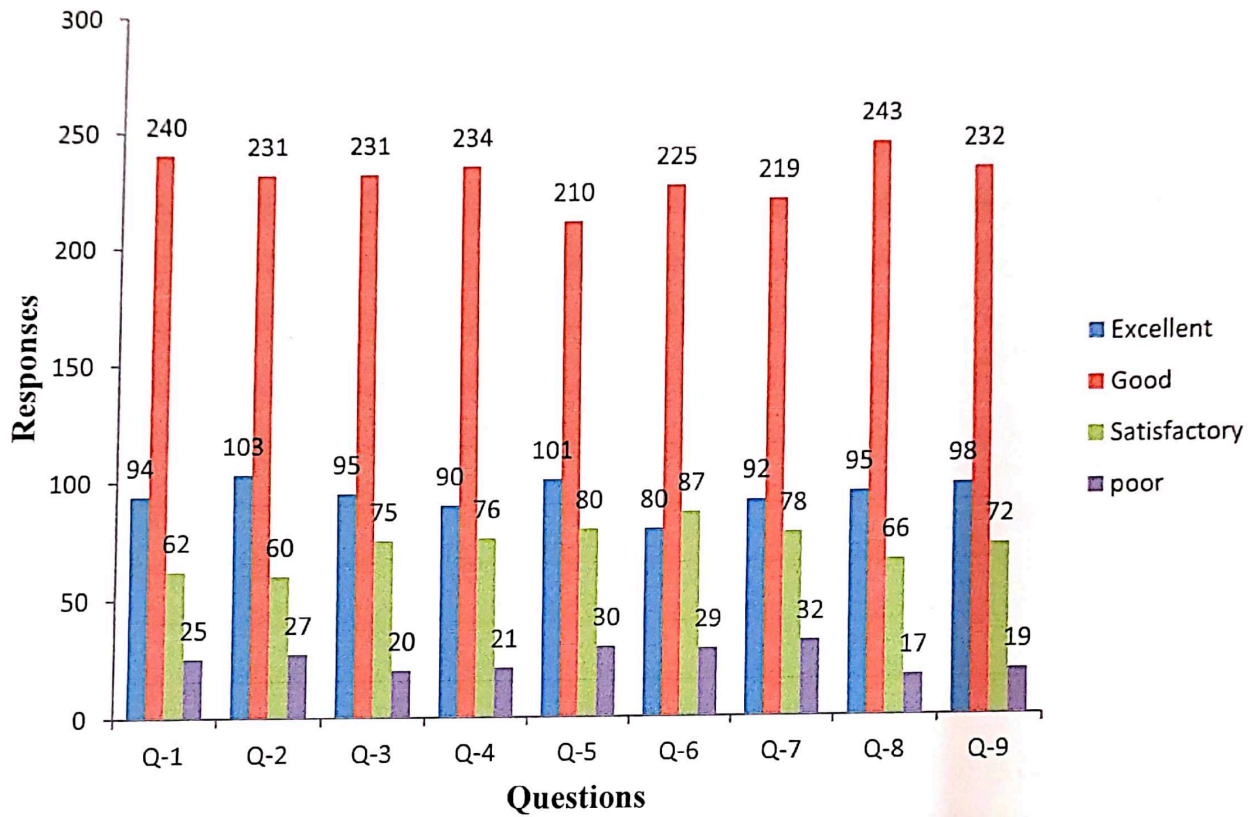
Q-7: Campus cleanliness.

Q-8: Consumer store facility

Q-9: Canteen Facility.



**Graph showing Students feedback about Library and campus facilities**





## Analysis of Alumni feedback about College

Programme: UG& PG

Total Number Responses: 29

Sr. No.	Questions	Response				
		Strongly Agree	Agree	Neutral	Disagree	Total
1.	Q-1	22	07	00	00	29
2.	Q-2	19	10	00	00	29
3.	Q-3	17	12	00	00	29
4.	Q-4	14	15	00	00	29
5.	Q-5	16	11	02	00	29
6.	Q-6	13	13	03	00	29
7.	Q-7	13	14	02	00	29
8.	Q-8	12	14	02	01	29

Q-1: I feel proud to be the student of this college.

Q-2: The learning I had in the College is useful in my career.

Q-3: The developments in the college in recent years are appreciative.

Q-4: The new courses introduced meet contemporary requirements.

Q-5: College is involving alumni in its activities.

Q-6: The alumni have a role to play in academically strengthening the College further.

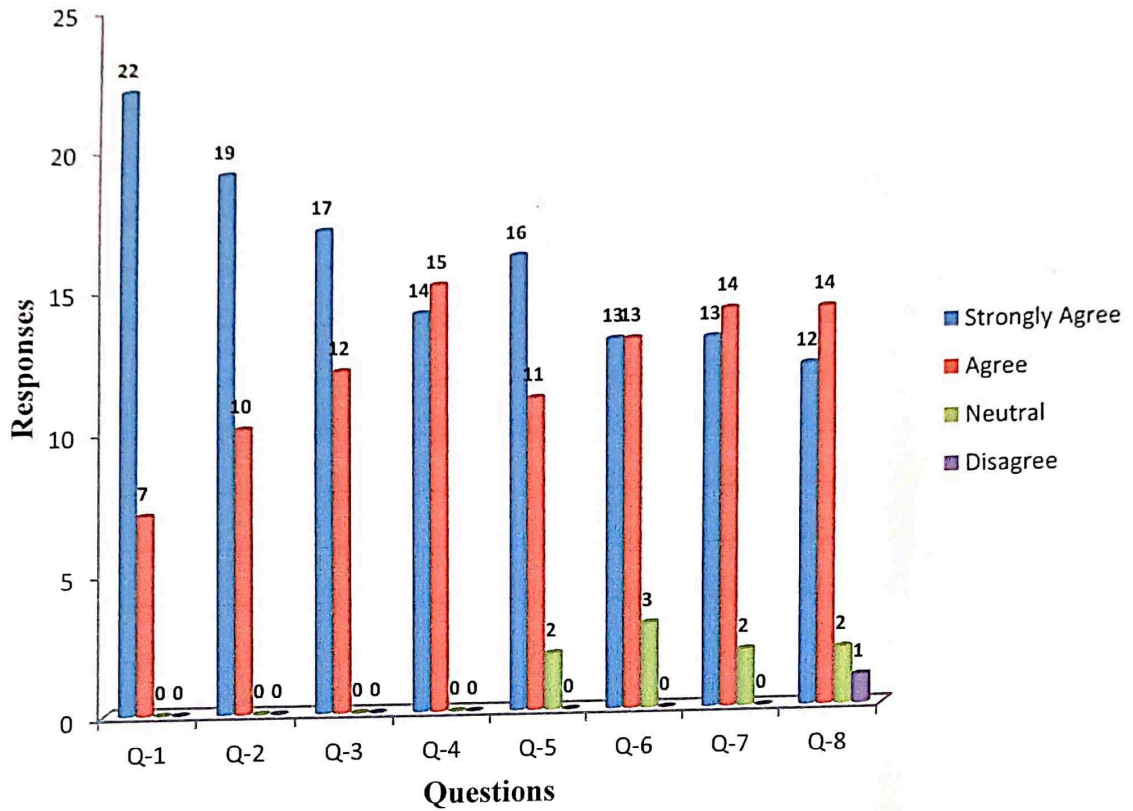
Q-7: Formation of Department wise alumni associations is a step in the right direction.

Q-8: The college administration should take initiative to efficiently enroll and strengthen the alumni association.





**Graph showing Alumni feedback about College**





## Analysis of Alumni feedback about syllabus

Programme: UG & PG.

Total Number Responses: 17

Sr. No.	Questions	Response				
		Strongly Agree	Agree	Neutral	Disagree	Total
1.	Q-1	08	08	01	00	17
2.	Q-2	06	09	02	00	17
3.	Q-3	06	11	00	00	17
4.	Q-4	11	06	00	00	17
5.	Q-5	09	08	00	00	17

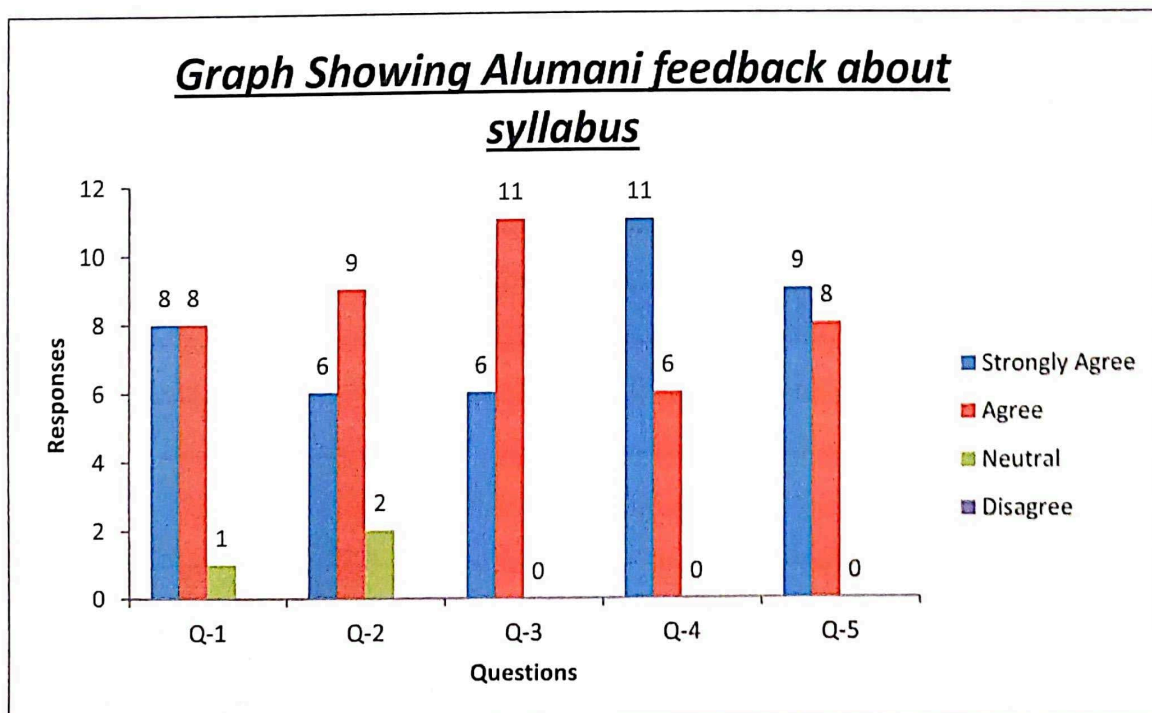
Q-1: Whether current syllabus address the local needs of the society.

Q-2: Whether it meets the applied aspects related to industry.

Q-3: Whether the curriculum is based on entrepreneurship development skill.

Q-4: Whether it promotes environmental awareness.

Q-5: Whether it improves overall personality.






## Analysis Report Students Feedback Regarding Teacher 2020-2021

Programme: UG & PG  
Total Number Responses: 539

Sr.No	Name of Teacher	Total	Points	Q1	Q2	Q3	Q4	Q5	Q6	Q7	Q8	Q9
1.	Dr Kshirsagar S.V.	20	Poor									
			Average				1	2				
			Good	8	7	8	6	9	10	9	11	12
			Excellent	12	13	12	13	9	10	11	09	8
2.	Dr. Mahesmalkar P.R.	12	Poor									
			Average		2		1					
			Good	7	6	5	7	8	9	10	11	9
			Excellent	5	4	7	4	4	3	2	1	3
3.	Dr. Gulwe R.M.	14	Poor									
			Average									
			Good	9	6	7	5	8	6	7	7	5
			Excellent	5	8	7	9	6	8	7	7	9
4.	Dr.Gutte S.L	10	Poor									
			Average									
			Good	8	8	9	7	9	6	8	5	7
			Excellent	2	2	1	3	1	4	2	5	3
5.	Dr.Khakre P.R	44	Poor									
			Average	2	4	2					2	
			Good	18	15	13	12	9	6	5	11	11
			Excellent	24	25	29	32	35	38	39	31	33
6.	Dr.Machale R.G.	20	Poor									
			Average					1			1	1
			Good	7	8	11	9	11	5	6	3	8
			Excellent	13	12	9	11	8	15	14	16	11
7.	Dr.Maulage S.B.	36	Poor									
			Average									
			Good	25	22	30	13	29	20	28	26	5
			Excellent	11	14	6	23	7	16	8	10	31
8.	Dr.Gayawad S.V.	25	Poor									
			Average				1					
			Good	8	10	6	8	11	14	12	11	7
			Excellent	17	15	19	16	14	11	13	14	18
9.	Dr.Talekar S.M.	38	Poor									
			Average				1					
			Good	12	16	7	8	14	16	15	11	10
			Excellent	26	22	31	29	24	22	23	27	28
10.	Dr.Shelke A.N.	70	Poor		3	4	3				2	
			Average	4	5	6	2	3				1
			Good	42	45	44	38	35	39	37	37	33
			Excellent	34	27	26	37	42	41	43	41	46







11.	Dr.Patil P.V	18	Poor									
			Average									
			Good	12	12	10	9	11	10	9	12	
			Excellent	6	6	8	9	7	8	9	6	8
12.	Dr.Sirsat P.B.	15	Poor									
			Average					1		1		
			Good	7	9	8	6	7	7	5	8	9
			Excellent	8	6	7	9	7	8	9	7	6
13.	Dr.Raut S.R.	24	Poor									
			Average	9	11	13	10	5	11	12	12	13
			Good	15	13	11	14	19	13	12	12	11
			Excellent									
14.	Dr.Shrimangale G.W.	15	Poor									
			Average	1			1		1	1		
			Good	7	8	7	6	7	5	6	9	7
			Excellent	7	7	8	8	8	9	7	6	8
15.	Dr.Khandat M.S.	10	Poor									
			Average								1	
			Good	5	4	5	4	3	2	1	5	3
			Excellent	5	6	5	6	7	8	9	4	7
16.	Dr.Nuzhat Sultana	10	Poor									
			Average									
			Good	6	7	6	5	6	8	9	8	5
			Excellent	4	3	4	5	4	2	1	2	5
17.	Dr.Kale N.P.	10	Poor									
			Average									
			Good	3	2	1	4	5	6	3	2	4
			Excellent	7	8	9	6	5	4	7	8	6
18.	Dr.Rathod A.H.	10	Poor									
			Average									
			Good	5	6	5	6	5	4	6	5	7
			Excellent	5	4	5	4	5	6	4	5	3
19.	Dr Tonde S.R.	10	Poor									
			Average									
			Good	4	4	5	6	4	2	8	3	4
			Excellent	6	6	5	4	6	8	2	7	6
20.	Dr.Khan A.S.	18	Poor									
			Average								1	2
			Good	9	9	8	10	7	11	10	9	9
			Excellent	9	9	10	8	11	7	8	8	7
21.	Dr.Katare B.V.	10	Poor									
			Average									
			Good	4	3	4	1	2	4	1	4	3
			Excellent	6	7	6	9	8	6	9	6	7
22.	Mr. Mane S.M.	10	Poor									
			Average									

22.	Mr. Mane S.M.	10	Poor										
			Average										
			Good	5	6	8	7	9	6	4	5	7	
			Excellent	5	4	2	3	1	4	6	5	3	
23.	Dr.Shaikh S.R.	10	Poor										
			Average										
			Good	5	5	4	6	4	5	8	7	4	
			Excellent	5	5	6	4	6	5	2	3	6	
24.	Mr.Kale.D.	10	Poor										
			Average										
			Good	5	6	6	4	8	8	7	9	6	
			Excellent	5	4	4	6	2	2	3	1	4	
25.	Dr.Jadhav s.s.	20	Poor										
			Average										
			Good	9	8	5	4	2	11	10	9	7	
			Excellent	11	12	15	16	18	9	10	11	13	
26.	Dr.Shete N.P.	20	Poor										
			Average	1	1					1		1	
			Good	10	11	11	9	9	8	6	5	8	
			Excellent	9	8	9	11	11	12	13	15	11	

Q1-Ability to bring conceptual clarity and promotion of thinking ability by teacher.

Q2-Motivation Provided.

Q3-Teachers Communication Skill.

Q4-Teacher Regularity and Punctuality.

Q5-Teacher Subject Knowledge.

Q6-Completion and Coverage of Course.

Q7-Availability of teacher in LAB.

Q8-Teachers interaction and Guidance outside the class

Q9-Teacher overall performance.



*(Signature)*  
**Principal**

N.S.S.R.(N.) Mrs.Kesharbai  
Sonajirao Kshirsagar Alias Kaku  
Arts, Science and Commerce  
College, Beed.

*(Signature)*  
Co-Ordinator  
Internal Quality Assurance Cell  
Mrs. K.S.K. College, Beed, (M.S.)







Navgan Shikshan Sanstha Rajuri's(N)

**MRS.KESHARBAI SONAJIRAO KSHIRSAGAR ALIAS KAKU**  
Arts, Science And Commerce College, Beed.

NAAC reaccredited with "A" grade (3.18 CGPA as per new RAF) & ISO 21001:2018 certified



## Feedback Analysis Report 2019-20





# Students Feedback Analysis Report 2019-20

## Analysis of student feedback about syllabus

Programme: UG & PG

Total Number Responses: 42

Sr. No.	Questions	Response				
		Strongly Agree	Agree	Neutral	Disagree	Total
1.	Q-1	16	23	01	02	42
2.	Q-2	08	25	06	03	42
3.	Q-3	15	21	04	02	42
4.	Q-4	22	11	07	02	42
5.	Q-5	12	25	03	02	42

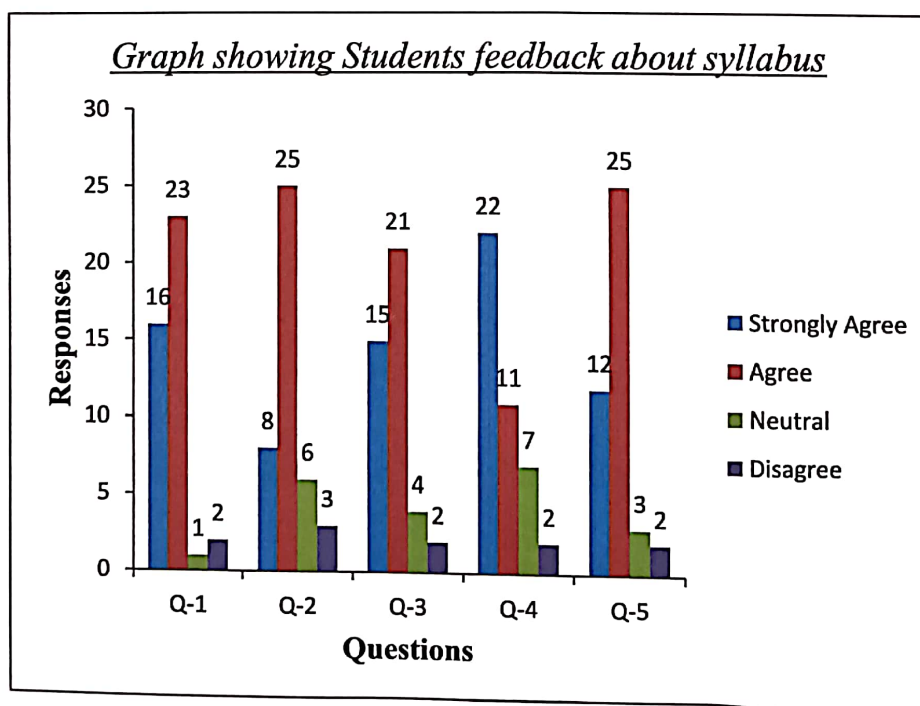
Q-1: Whether current syllabus address the local needs of the society.

Q-2: Whether it meets the applied aspects related to industry.

Q-3: Whether the curriculum is based on entrepreneurship development skill.

Q-4: Whether it promotes environmental awareness.

Q-5: Whether it improves overall personality.





## **Analysis of Teachers feedback about syllabus**

Programme: UG & PG

Total Number Responses: 32

Sr. No.	Questions	Response				
		Strongly Agree	Agree	Neutral	Disagree	Total
1.	Q-1	08	18	06	00	32
2.	Q-2	06	20	03	03	32
3.	Q-3	10	19	02	01	32
4.	Q-4	15	13	03	01	32
5.	Q-5	10	13	05	04	32

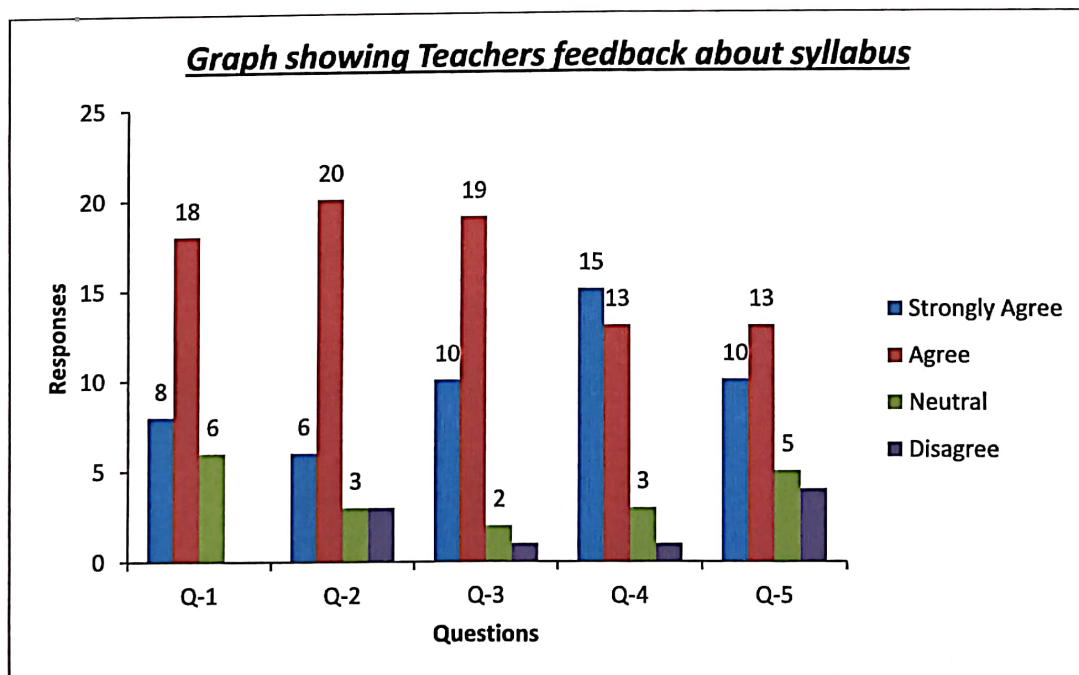
Q-1: Whether current syllabus address the local needs of the society.

Q-2: Whether it meets the applied aspects related to industry.

Q-3: Whether the curriculum is based on entrepreneurship development skill.

Q-4: Whether it promotes environmental awareness.

Q-5: Whether it improves overall personality.



## Analysis of Employers feedback about syllabus

Programme: UG & PG

Total Number Responses: 03

Sr. No.	Questions	Response				
		Strongly Agree	Agree	Neutral	Disagree	Total
1.	Q-1	01	01	00	01	03
2.	Q-2	01	01	01	00	03
3.	Q-3	01	02	00	00	03
4.	Q-4	01	01	01	00	03
5.	Q-5	01	01	01	00	03

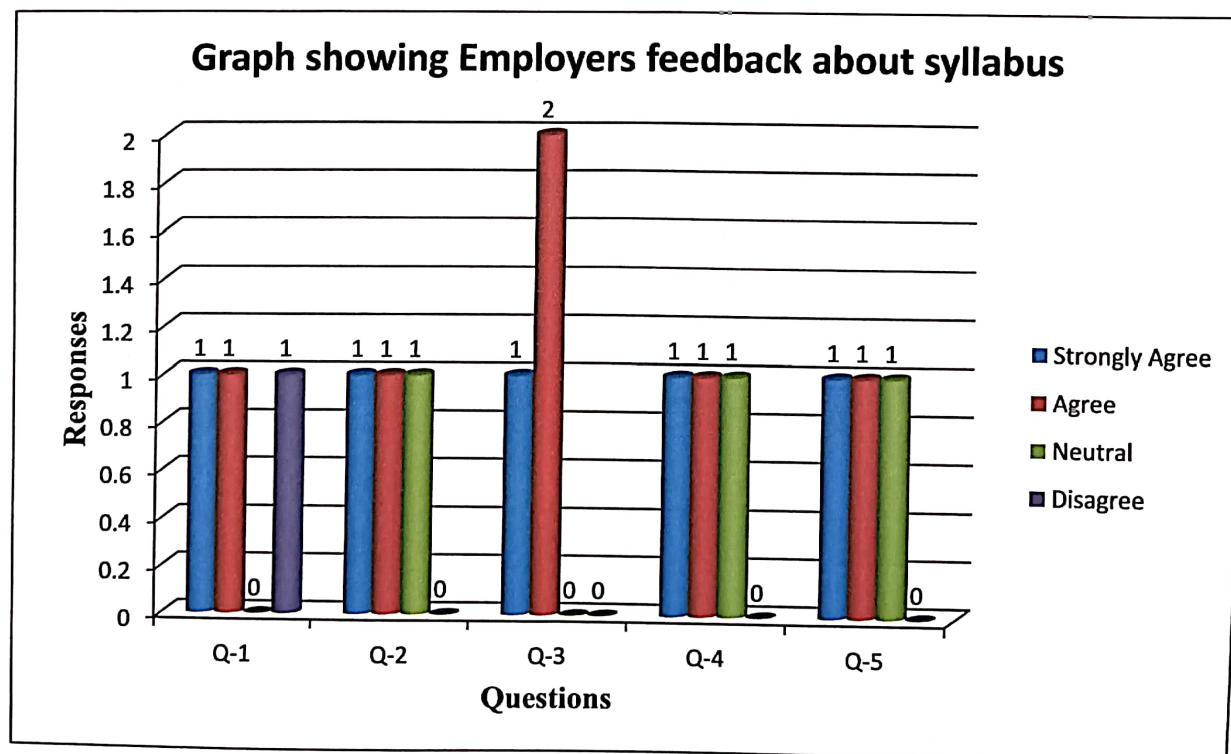
Q-1: Whether current syllabus address the local needs of the society.

Q-2: Whether it meets the applied aspects related to industry.

Q-3: Whether the curriculum is based on entrepreneurship development skill.

Q-4: Whether it promotes environmental awareness.

Q-5: Whether it improves overall personality.







## Analysis of Students feedback about Library and campus facilities

Programme: UG& PG

Total Number Responses: 208

Sr. No.	Questions	Response				
		Excellent	Good	Satisfactory	poor	Total
1.	Q-1	47	111	46	04	208
2.	Q-2	57	110	39	02	208
3.	Q-3	79	80	46	03	208
4.	Q-4	58	112	37	01	208
5.	Q-5	69	94	40	05	208
6.	Q-6	31	98	51	28	208
7.	Q-7	63	106	36	03	208
8.	Q-8	39	128	41	00	208
9.	Q-9	54	112	37	05	208

Q-1: Nature of Communication of library staff with student

Q-2: Availability of text books, reference books related to subjects

Q-3: Availability of Journals (related to subject, General knowledge) magazines, news papers.

Q-4: Reading hall facility.

Q-5: E-Library facility.

Q-6: Drinking water facility

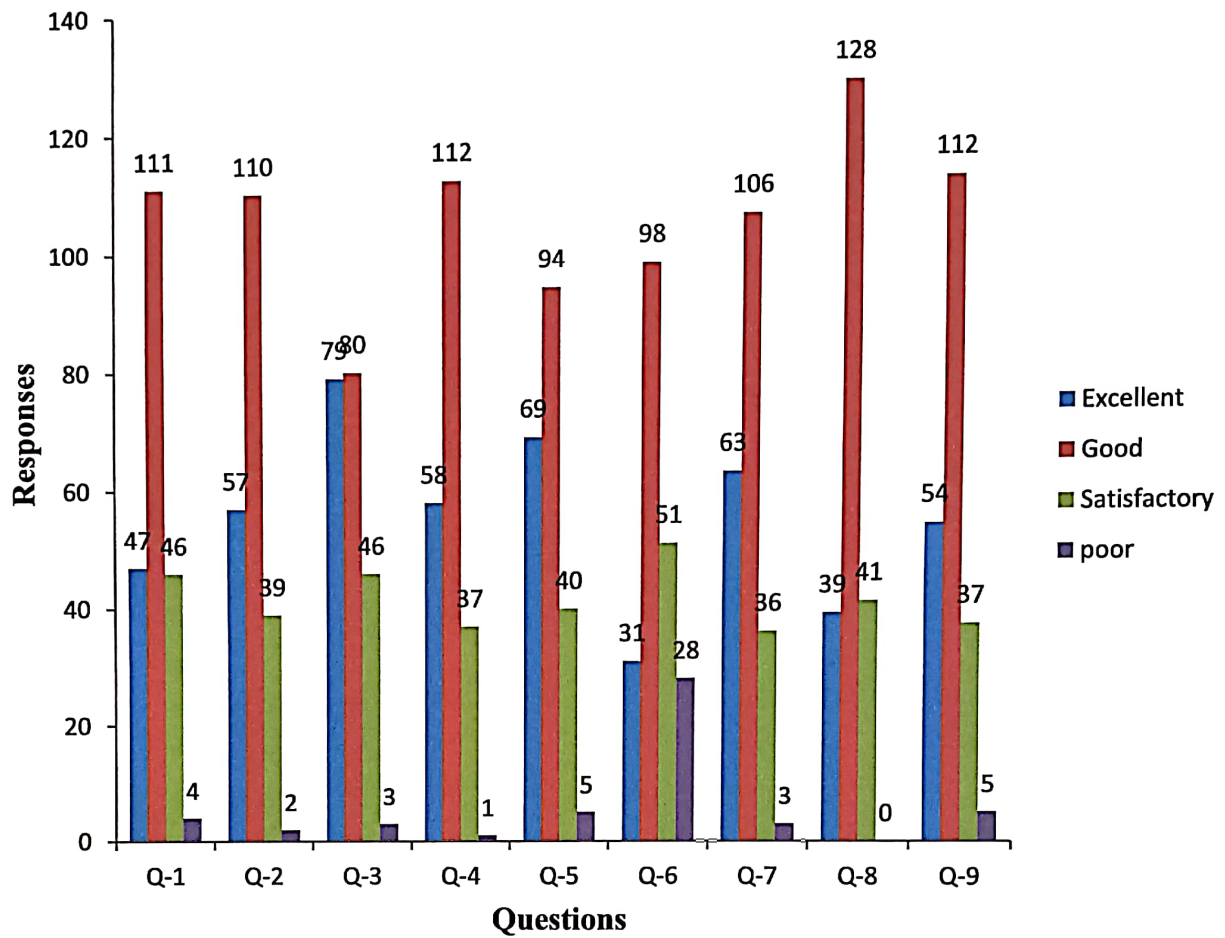
Q-7: Campus cleanliness.

Q-8: Consumer store facility

Q-9: Canteen Facility.



**Graph showing Students feedback about Library and campus facilities**





## **Analysis of Alumni feedback about College**

Programme: UG& PG

Total Number Responses: 24

Sr. No.	Questions	Response				
		Strongly Agree	Agree	Neutral	Disagree	Total
1.	Q-1	09	13	01	01	24
2.	Q-2	07	14	02	01	24
3.	Q-3	06	11	04	01	24
4.	Q-4	08	13	01	02	24
5.	Q-5	09	13	01	01	24
6.	Q-6	07	13	03	01	24
7.	Q-7	09	12	03	01	24
8.	Q-8	07	14	02	01	24

Q-1: I feel proud to be the student of this college.

Q-2: The learning I had in the College is useful in my career.

Q-3: The developments in the college in recent years are appreciative.

Q-4: The new courses introduced meet contemporary requirements.

Q-5: College is involving alumni in its activities.

Q-6: The alumni have a role to play in academically strengthening the College further.

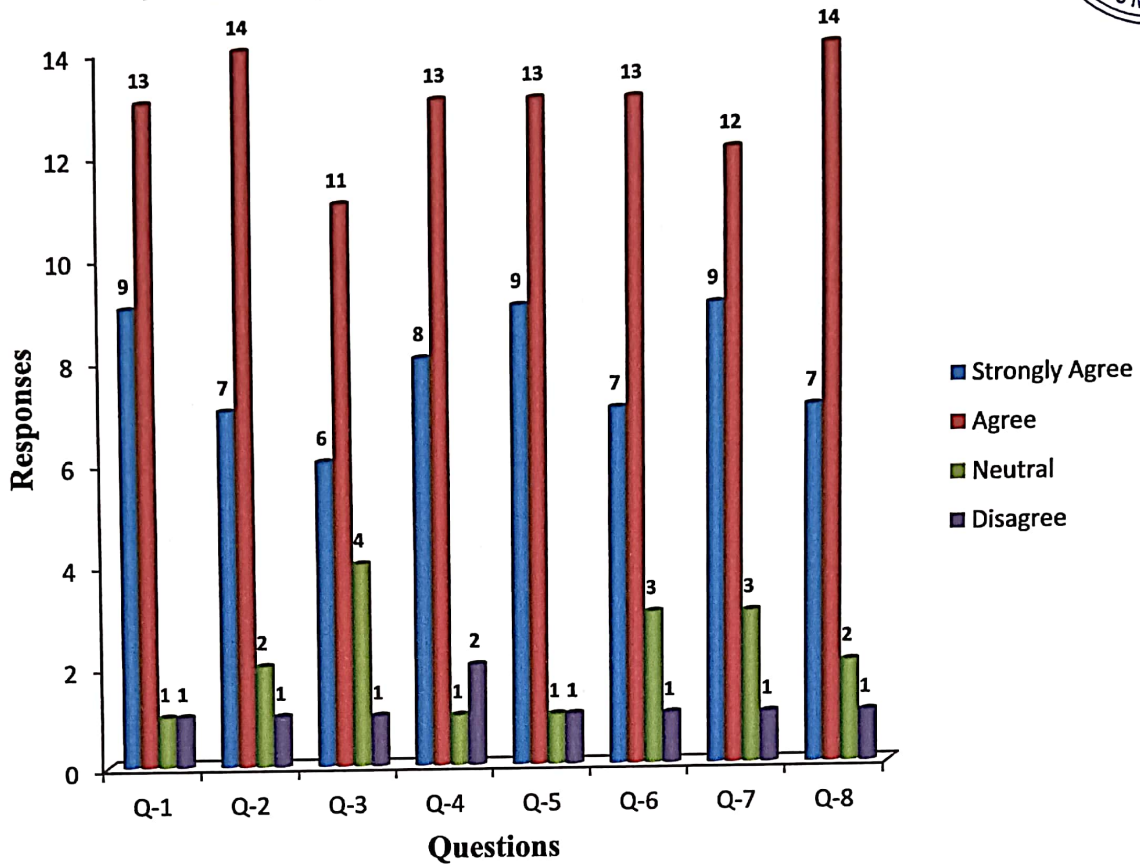
Q-7: Formation of Department wise alumni associations is a step in the right direction.

Q-8: The college administration should take initiative to efficiently enroll and strengthen the alumni association.





**Graph showing Alumni feedback about College**





## **Analysis of Alumni feedback about syllabus**

Programme: UG & PG.

Total Number Responses: 15

Sr. No.	Questions	Response				
		Strongly Agree	Agree	Neutral	Disagree	Total
1.	Q-1	05	08	01	01	15
2.	Q-2	04	06	03	02	15
3.	Q-3	04	06	04	01	15
4.	Q-4	04	06	05	00	15
5.	Q-5	05	06	02	02	15

Q-1: Whether current syllabus address the local needs of the society.

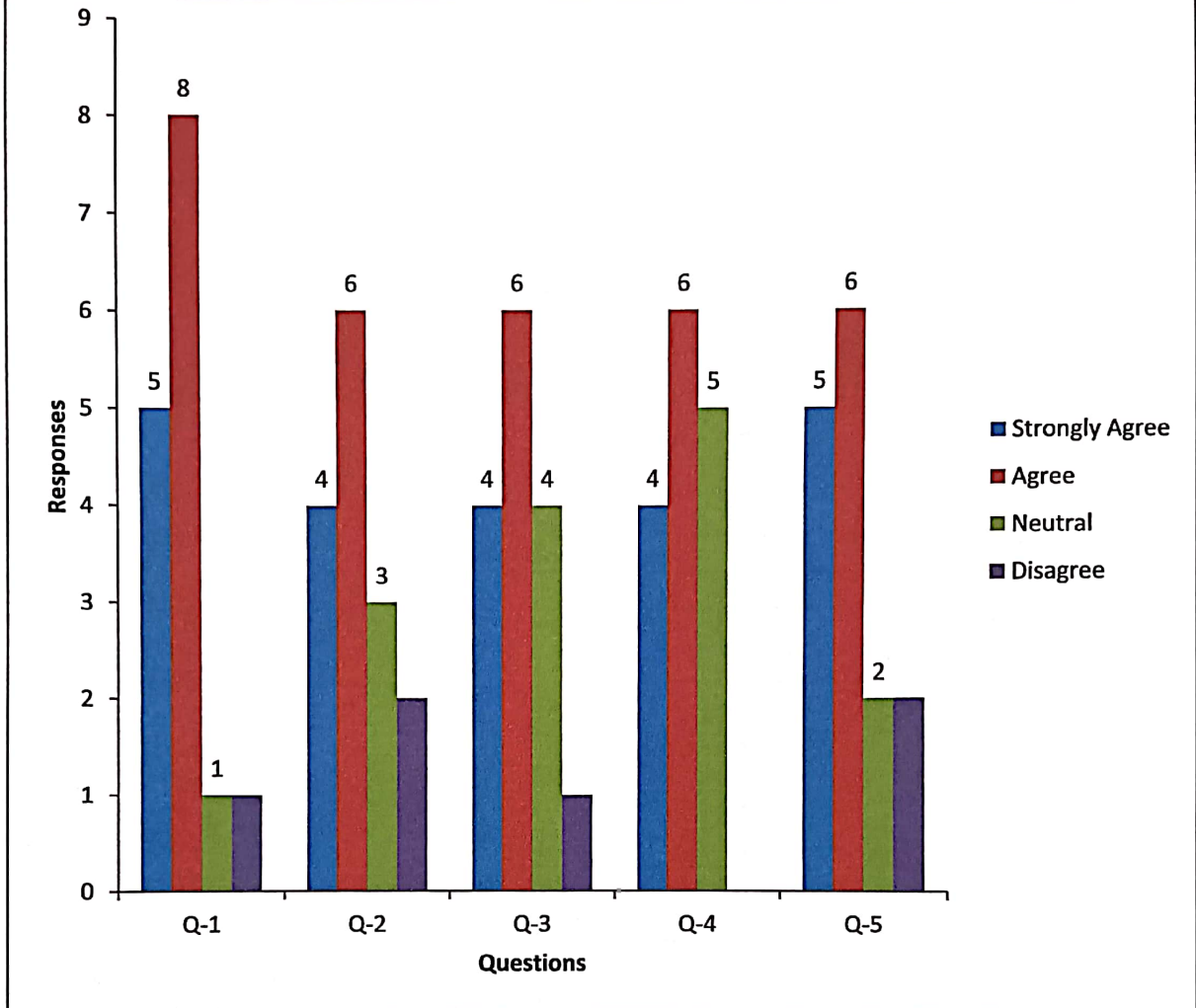
Q-2: Whether it meets the applied aspects related to industry.

Q-3: Whether the curriculum is based on entrepreneurship development skill.

Q-4: Whether it promotes environmental awareness.

Q-5: Whether it improves overall personality.

**Graph Showing Alumni feedback about syllabus**








# Analysis Report Students Feedback Regarding Teacher 2019-2020

Programme: UG & PG  
Total Number Responses: 512

Sr.No	Name of Teacher	Total	Points	Q1	Q2	Q3	Q4	Q5	Q6	Q7	Q8	Q9	
1	Dr Kshirsagar S.V.	8	Poor										
			Average		1				3				
			Good	4	3	2	7	4	5	4	5	2	
			Excellent	4	4	6	1	4	0	4	3	6	
2	Dr. Mahesmalkar P.R.	12	Poor										
			Average						1				1
			Good	5	5	3	5	5	5	6	3	1	
			Excellent	7	7	9	7	7	6	6	9	10	
3	Mr.Kokate R.Y.	10	Poor										
			Average										
			Good	4	4	2	2	5	5	4	3	4	
			Excellent	6	6	8	8	5	5	6	7	6	
4	Dr. Gulwe R.M.	15	Poor										
			Average										
			Good	3	11	4	3	4	6	2	2	3	
			Excellent	12	4	11	12	11	9	13	13	12	
5	Dr.Gutte S.L	15	Poor										
			Average		2					1			
			Good	11	3	3	6	3	3	4	8	7	
			Excellent	4	10	12	09	12	12	10	7	8	
6	Dr.Khakre P.R	14	Poor										
			Average										
			Good	8	9	2	2	2	11	6	5	2	
			Excellent	6	5	12	12	12	3	8	9	12	
7	Dr.Machale R.G.	10	Poor										
			Average			1			1			1	
			Good	7	7	6	6	4	8	5	10	4	
			Excellent	3	3	3	4	6	1	5	0	5	
8	Dr.Maulage S.B.	17	Poor										
			Average										
			Good	4	4	6	5	6	7	5	4	5	
			Excellent	13	13	11	12	11	10	12	13	12	
9	Dr.Gayawad S.V.	14	Poor										
			Average										
			Good	07	06	08	07	05	6	5	5	6	
			Excellent	7	8	6	7	9	8	9	9	8	
10	Dr.Talekar S.M.	16	Poor										
			Average										
			Good	2	4	3	2	1	2	3	4	1	
			Excellent	14	12	13	14	15	14	13	12	15	
11	Dr.Jagdand S.K.	15	Poor										
			Average	1									
			Good	7	7	6	7	8	5	4	2	0	
			Excellent	7	8	9	8	7	10	11	13	15	



12	Dr.Shelke A.N.	15	Poor									1		
			Average											
			Good	12	11	10	11	10	12	11	12	11		
			Excellent	3	4	5	4	5	3	4	2	4		
14	Dr.Sirsat P.B.	15	Poor											
			Average									2		
			Good	4	3	4	6	4	3	2	5	3		
			Excellent	15	16	15	13	15	16	15	14	16		
15	Dr.Raut S.R.	15	Poor											
			Average											
			Good	05	02	01	02	1	2	3	2	1		
			Excellent	10	13	14	13	14	13	12	13	14		
16	Dr.Shrimangale G.W.	15	Poor											
			Average											
			Good	8	9	7	5	4	5	6	7	5		
			Excellent	7	6	8	10	11	10	9	8	10		
17	Dr.Khandat M.S.	15	Poor											
			Average	4		3	3	4				1		
			Good	2	3	4	4	5	4	5	4	5		
			Excellent	9	12	8	8	6	11	10	10	9		
18	Dr.Nuzhat Sultana	15	Poor											
			Average	3	3	2	1	2	4					
			Good	2	5	6	5	6	2	5	2	5		
			Excellent	10	7	7	9	7	9	10	13	10		
19	Dr.Hange A.S.	05	Poor											
			Average	5		1		4	1	1				
			Good		5	4	4	1	4	3	4	3		
			Excellent				1				1	2		
20	Dr.Chaudhari V.M.	15	Poor											
			Average	4	1	2	1							
			Good	7	8	8	8	8	9	8	7	10		
			Excellent	4	6	5	6	7	6	7	8	5		
21	Dr.Kale N.P.	15	Poor											
			Average											
			Good	5	6	7	8	4	5	6	7	4		
			Excellent	10	9	8	7	11	10	9	8	11		
22	Dr.Rakh B.V.	10	Poor											
			Average											
			Good		2	1	3	4	2	2	3	3		
			Excellent	10	8	9	7	6	8	8	7	7		
23	Dr.Patil S.S	22	Poor											
			Average											
			Good	21	19	18	18	20	19	21	18	18		
			Excellent	1	3	4	4	2	3	1	4	4		
24	Dr.Ramteke D.D.	09	Poor											
			Average										1	
			Good	1	2	4	3	2	2	3	1			
			Excellent	8	7	5	6	7	7	6	7	8		
25	Dr Tonde S.R.	10	Poor											



			Average								
			Good	5	5	4	3	5	8	7	3
			Excellent	5	5	6	7	5	2	3	7
26	Dr.Khan A.S.	10	Poor								
			Average								
			Good	6	2	3	3	3	4	6	3
			Excellent	4	8	7	7	7	6	4	7
27	Dr.Pote B.T.	16	Poor								
			Average								
			Good	4	4	1	10	10	10	12	12
			Excellent	10	10	13	4	4	4	2	2
28	Dr.Chavan A.D	16	Poor								
			Average								
			Good	15	15	10	10	4	4	15	16
			Excellent	1	1	6	6	12	12	1	4
29	Dr.Shinde A.V.	15	Poor								
			Average								
			Good	9	8	8	9	5	5	4	5
			Excellent	6	7	7	6	10	10	11	10
30	Dr.Katare B.V.	15	Poor								
			Average								
			Good	1	11	10	10	12	15	10	4
			Excellent	14	4	5	5	3		5	11
31	Mr.Mane S.M.	15	Poor								
			Average								
			Good	12	11	11	2	12	13	14	12
			Excellent	3	4	4	13	3	2	1	3
32	Dr.Kale U.M	15	Poor								
			Average								
			Good	12	12	13	4	2	4	10	5
			Excellent	3	3	2	11	13	11	5	10
33	Dr.Shaikh S.R.	18	Poor								
			Average	2	1		1	2	1		1
			Good	5	8	10	3	5	8	4	7
			Excellent	11	9	8	14	11	9	14	11
34	Dr.Syeda Shehanaz	12	Poor								
			Average	1	1	1	0	1	1	2	2
			Good	11	8	7	8	8	8	7	8
			Excellent		3	4	4	3	3	3	4
35	Mr.Pawar S.S.	25	Poor								
			Average								
			Good	12	11	10	14	11	13	7	6
			Excellent	13	14	14	10	14	12	18	19
36	Mr.Jamdade D.D.	16	Poor								
			Average								
			Good	11	11	10	4	2	3	5	12
			Excellent	5	5	6	12	14	13	11	4
37	Dr.Joshi S.M.	20	Poor								
			Average	3	2	1				2	2
			Good	9	9	9	12	10	7	7	8



			Excellent	8	9	10	8	10	13	11	10	14
38	Dr.Shete N.P.	10	Poor									
			Average	2	1	3	2	3	2		2	2
			Good	6	7	5	6	4	5	3	3	3
			Excellent	2	2	2	2	3	3	7	5	5
39	Landge S.G.	05	Poor									
			Average	1	5	2	2	5	5		1	1
			Good	4	00	3	3	0	0	5	4	3
			Excellent									1
40	Gaware S.R.	10	Poor									
			Average	2	1				1	1		
			Good	7	3	4	4	5	7	4	7	6
			Excellent	1	6	6	6	5	2	5	3	4
41	Dr.Shaikh A.R.	14	Poor									
			Average	4			1	1	1	1		
			Good	8	5	5	6	6	9	6	3	8
			Excellent	2	9	9	7	7	3	7	11	6

- Q1-Ability to bring conceptual clarity and promotion of thinking ability by teacher.  
Q2-Motivation Provided.  
Q3-Teachers Communication Skill.  
Q4-Teacher Regularity and Punctuality.  
Q5-Teacher Subject Knowledge.  
Q6-Cmpletion and Coverage of Course.  
Q7-Availability of teacher in LAB.  
Q8-Teachers interaction and Guidance outside the class.  
Q9-Teacher overall performance.



*(Signature)*  
Principal

N.S.S.R.(N.) Mrs.Kesharbai  
Sonajirao Kshirsagar Alias Kaku  
Arts, Science and Commerce  
College, Beed.

*(Signature)*  
Co-Ordinator  
Internal Quality Assurance Cell



Navgan Shikshan Sanstha Rajuri's(N)  
**MRS.KESHARBAI SONAJIRAO KSHIRSAGAR ALIAS KAKU**

Arts, Science And Commerce College, Beed.

NAAC reaccredited with "A" grade (3.18 CGPA as per new RAF) & ISO 21001:2018 certified



## Feedback Analysis Report

2018-19



# Students Feedback Analysis Report 2018-19



## Analysis of student feedback about syllabus

Programme: UG & PG

Total Number Responses: 299

Sr. No.	Questions	Response				
		Strongly Agree	Agree	Neutral	Disagree	Total
1.	Q-1	215	60	23	01	299
2.	Q-2	205	80	10	04	299
3.	Q-3	209	88	02	00	299
4.	Q-4	275	20	02	02	299
5.	Q-5	255	35	06	03	299

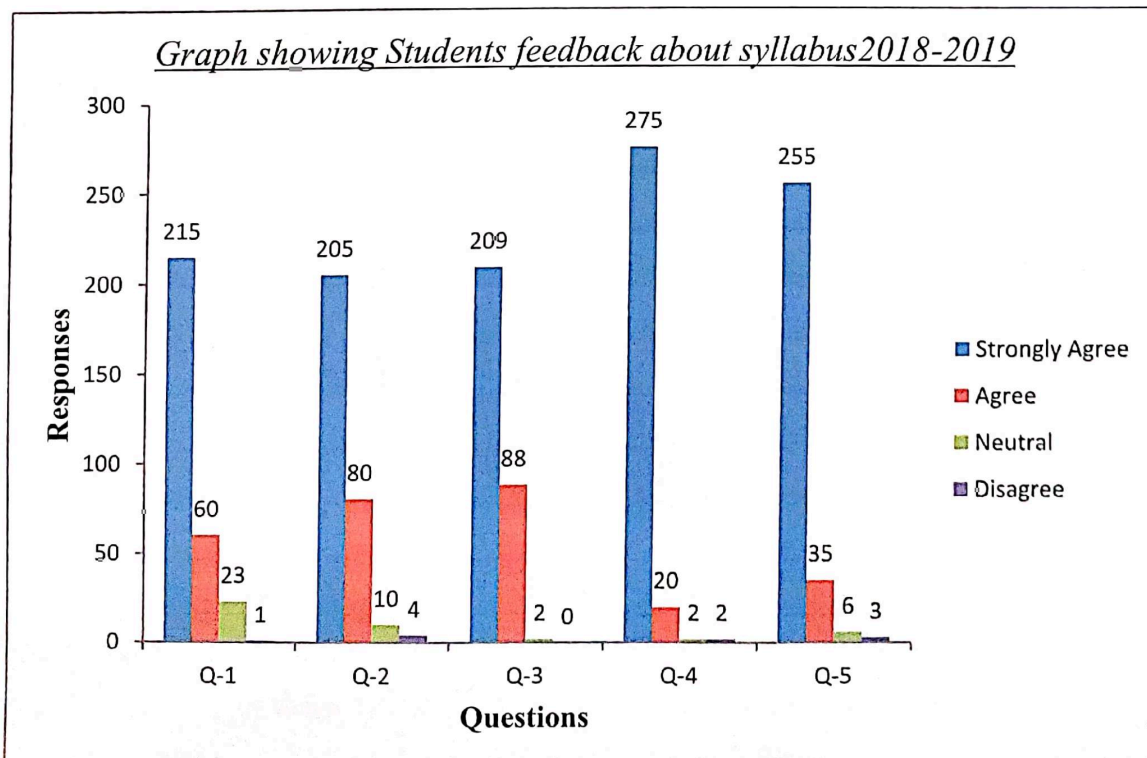
Q-1: Whether current syllabus address the local needs of the society.

Q-2: Whether it meets the applied aspects related to industry.

Q-3: Whether the curriculum is based on entrepreneurship development skill.

Q-4: Whether it promotes environmental awareness.

Q-5: Whether it improves overall personality.





## Analysis of Teachers feedback about syllabus



Programme: UG & PG

Total Number Responses: 36

Sr. No.	Questions	Response				
		Strongly Agree	Agree	Neutral	Disagree	Total
1.	Q-1	27	06	03	00	36
2.	Q-2	10	25	01	00	36
3.	Q-3	10	26	00	00	36
4.	Q-4	29	05	02	00	36
5.	Q-5	25	10	01	00	36

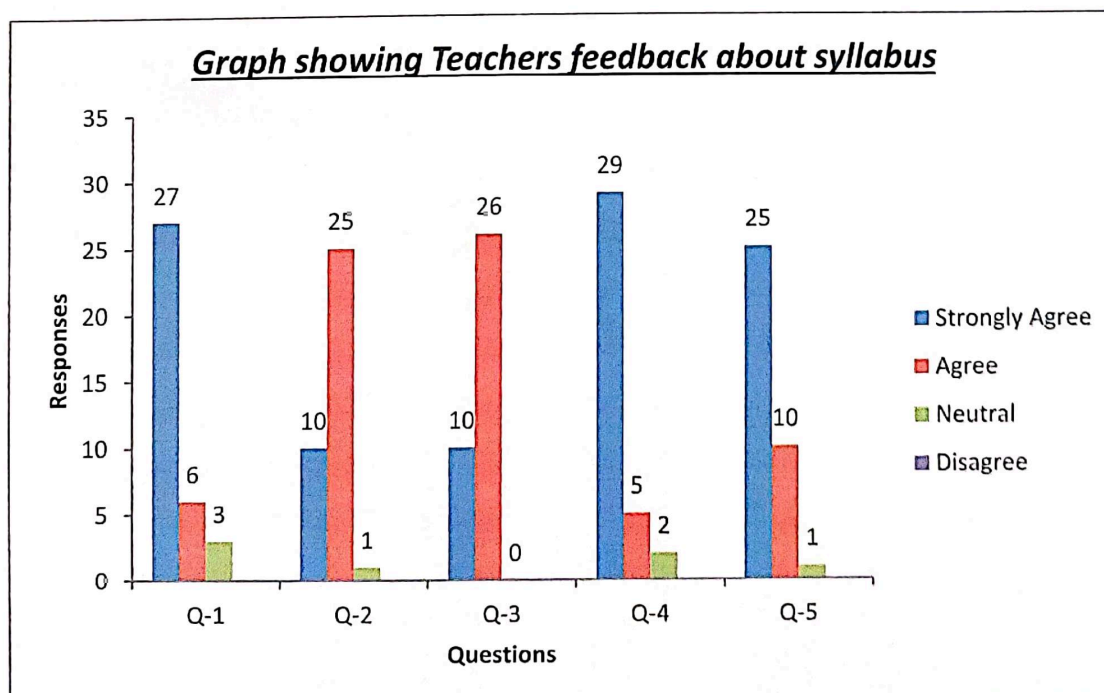
Q-1: Whether current syllabus address the local needs of the society.

Q-2: Whether it meets the applied aspects related to industry.

Q-3: Whether the curriculum is based on entrepreneurship development skill.

Q-4: Whether it promotes environmental awareness.

Q-5: Whether it improves overall personality.



## Analysis of Employers feedback about syllabus



Programme: UG & PG

Total Number Responses: 03

Sr. No.	Questions	Response				
		Strongly Agree	Agree	Neutral	Disagree	Total
1.	Q-1	01	01	00	01	03
2.	Q-2	01	01	01	00	03
3.	Q-3	01	02	00	00	03
4.	Q-4	01	01	01	00	03
5.	Q-5	01	01	01	00	03

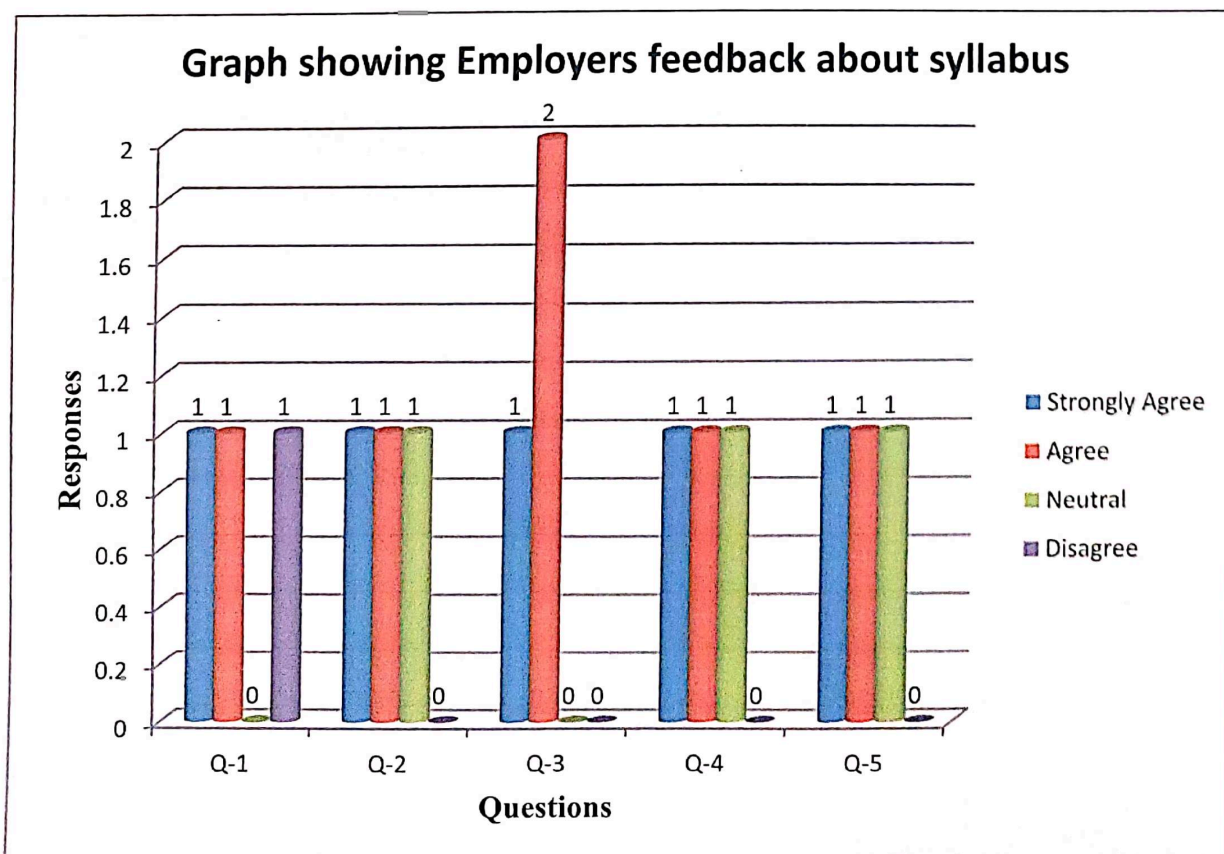
Q-1: Whether current syllabus address the local needs of the society.

Q-2: Whether it meets the applied aspects related to industry.

Q-3: Whether the curriculum is based on entrepreneurship development skill.

Q-4: Whether it promotes environmental awareness.

Q-5: Whether it improves overall personality.



## Analysis of Students feedback about Library and campus facilities



Programme: UG& PG

Total Number Responses: 135

Sr. No.	Questions	Response				
		Excellent	Good	Satisfactory	poor	Total
1.	Q-1	38	57	35	05	135
2.	Q-2	41	60	30	04	135
3.	Q-3	10	65	55	03	135
4.	Q-4	95	20	10	00	135
5.	Q-5	11	110	12	02	135
6.	Q-6	05	110	15	05	135
7.	Q-7	08	113	12	02	135
8.	Q-8	14	97	20	04	135
9.	Q-9	09	111	15	00	135

Q-1: Nature of Communication of library staff with student

Q-2: Availability of text books, reference books related to subjects

Q-3: Availability of Journals (related to subject, General knowledge) magazines, news papers.

Q-4: Reading hall facility.

Q-5: E-Library facility.

Q-6: Drinking water facility

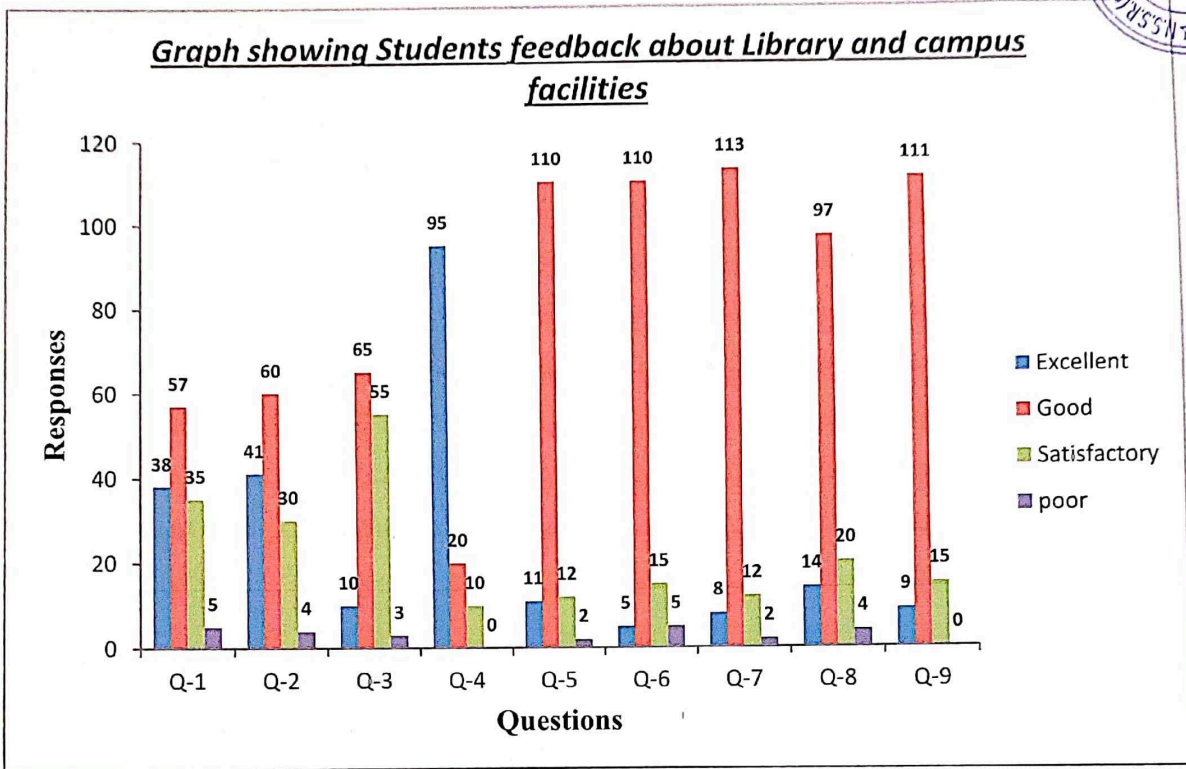
Q-7: Campus cleanliness.

Q-8: Consumer store facility

Q-9: Canteen Facility.



**Graph showing Students feedback about Library and campus facilities**



## Analysis of Alumni feedback about College



Programme: UG& PG

Total Number Responses: 130

Sr. No.	Questions	Response				Total
		Strongly Agree	Agree	Neutral	Disagree	
1.	Q-1	79	28	18	05	130
2.	Q-2	81	22	14	03	130
3.	Q-3	81	30	14	05	130
4.	Q-4	80	31	15	04	130
5.	Q-5	39	70	10	11	130
6.	Q-6	41	72	12	05	130
7.	Q-7	61	60	09	00	130
8.	Q-8	58	60	12	00	130

Q-1: I feel proud to be the student of this college.

Q-2: The learning I had in the College is useful in my career.

Q-3: The developments in the college in recent years are appreciative.

Q-4: The new courses introduced meet contemporary requirements.

Q-5: College is involving alumni in its activities.

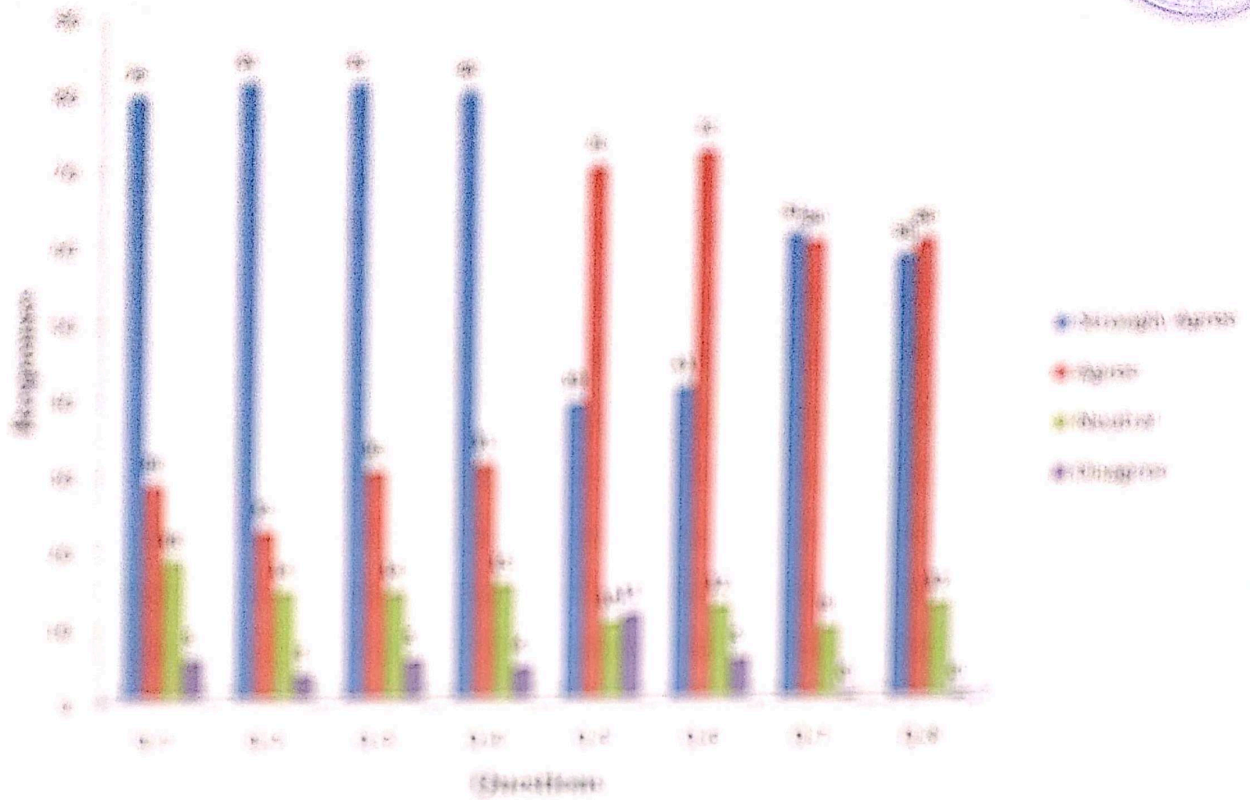
Q-6: The alumni have a role to play in academically strengthening the College further.

Q-7: Formation of Department wise alumni associations is a step in the right direction.

Q-8: The college administration should take initiative to efficiently enroll and strengthen the alumni association.



Graph showing Alumni Feedback about College







## **Analysis of Alumani feedback about syllabus**

Programme: UG & PG.

Total Number Responses: 45

Sr. No.	Questions	Response				Total
		Strongly Agree	Agree	Neutral	Disagree	
1.	Q-1	25	15	05	00	45
2.	Q-2	26	17	01	01	45
3.	Q-3	32	09	04	00	45
4.	Q-4	27	12	03	02	45
5.	Q-5	24	11	05	05	45

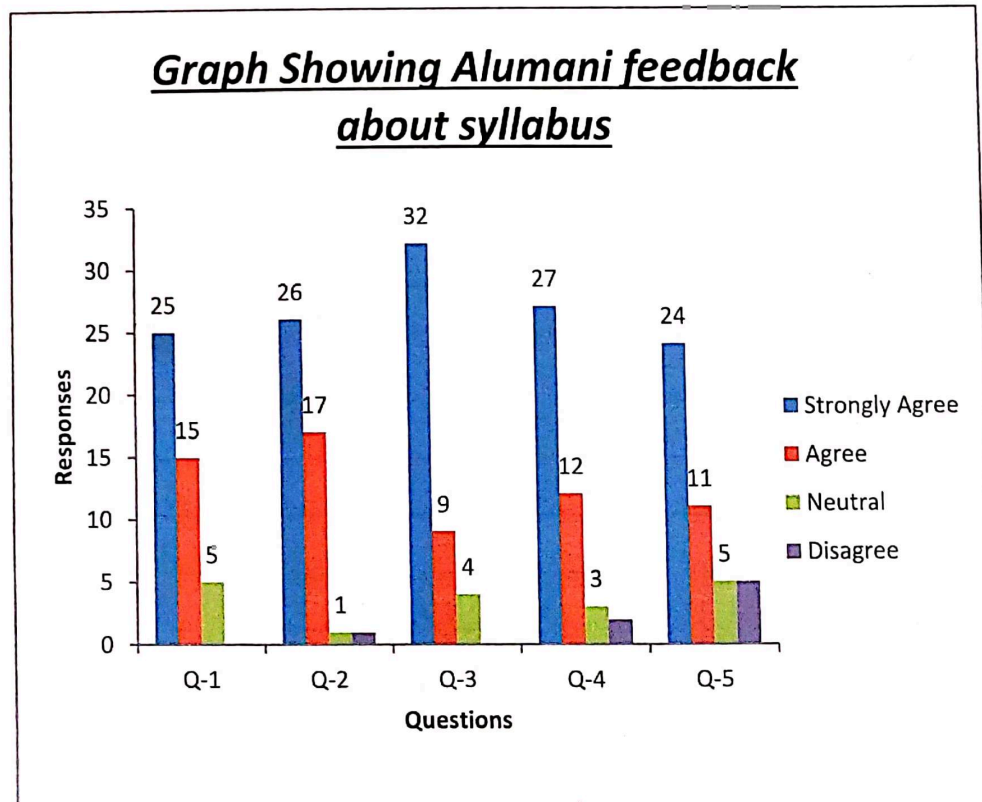
Q-1: Whether current syllabus address the local needs of the society.

Q-2: Whether it meets the applied aspects related to industry.

Q-3: Whether the curriculum is based on entrepreneurship development skill.

Q-4: Whether it promotes environmental awareness.

Q-5: Whether it improves overall personality.




# Analysis Report Students Feedback Regarding Teacher - 2018-19




Programme: UG & PG  
Total Number Responses: 380

Sr. No	Name of Teacher	No of Student	Points	Q	Q	Q	Q	Q	Q	Q	Q	Q
				1	2	3	4	5	6	7	8	9
1	Dr.Raut S.R.	15	Poor									
			Average	2	2							
			Good	3	5	3	2	5	4	4	2	2
			Excellent	10	8	12	13	10	11	11	13	13
2	Dr.Shrimangale	15	Poor									
			Average			1				2		
			Good	10	7	3	9	8	6	5	4	6
			Excellent	5	8	11	6	7	9	8	11	9
3	Dr.Chavan	15	Poor									
			Average									
			Good	5	8	3	10	10	14	14	14	2
			Excellent	10	7	12	5	5	1	1	1	13
4	Dr.Choudhri V.M.	10	Poor									
			Average	2	3		2	3	2	1	2	3
			Good	7	4	4	6	3	5	6	7	3
			Excellent	1	3	6	2	4	3	3	1	4
5	Dr.Kale N.P	10	Poor									
			Average	1								
			Good	8	9	2	4	6	5	0	6	4
			Excellent	1	1	8	6	4	5	0	4	6
6	Dr.A.H.Rathod	10	Poor									
			Average									
			Good	6	3	6	3	5	6	0	3	1
			Excellent	4	7	5	6	5	3	0	8	10
7	Dr.Pote B.T.	15	Poor									
			Average									
			Good	1		1	13	4	5	5		
			Excellent	14	15	14	2	11	10	10	15	15
8	Dr.Jogdand	15	Poor									
			Average	2	2	1				1		
			Good	9	9	6	6	3	9	7	3	1
			Excellent	4	4	8	9	12	6	7	12	14
9	Dr.Kshirsagar S. V.	13	Poor									
			Average									



			Good		2		5			2	1
			Excellent	13	11	13	8	13	13	11	12
10	Dr.Shinde S.N.	5	Poor								
			Average				1				
			Good	5	5	4	1	3	3	2	1
			Excellent			1	3	2	2	3	4
11	Dr.Patil.S.S.	5	Poor								
			Average								
			Good								
			Excellent	5	5	5	5	5	5	5	5
12	Dr.Khan S.S.	5	Poor								
			Average								
			Good	1	1		1		1		2
			Excellent	4	4	5	4	5	4	5	3
13	Dr.Talekar	15	Poor								
			Average			1			2	1	
			Good	2	6	2	2		1	1	2
			Excellent	13	9	12	13	15	12	13	13
14	Dr.Joshi S.N.	5	Poor								
			Average								
			Good	1	1	2	1	1	1	1	3
			Excellent	4	3	3	4	4	4	4	2
15	Dr.Sirsat P.B.	15	Poor								
			Average								
			Good	1	3	2	3	1	1	2	12
			Excellent	14	12	13	12	14	14	13	3
16	Dr.Tonde S.R.	5	Poor								
			Average	2	3	3	3	2	2	1	1
			Good	3	2	2	2	3	3	4	4
			Excellent								
17	Dr.Maheshmalkar	14	Poor								
			Average	1							
			Good	5	4	4	2	2	4	6	5
			Excellent	8	10	10	12	12	10	8	9
18	Dr.Jadhav	15	Poor								
			Average	1	2						
			Good	4	8	13	10	8	12	8	7
			Excellent	11	5	2	5	7	3	7	8
19	Dr.Gulve R.M.	15	Poor							1	
			Average			1					
			Good	10	1	4	4	2	4	8	5
			Excellent	5	14	10	11	13	11	7	10





20	Dr. Kale U.M.	5	Poor											
			Average											
			Good	2	3		3	3	3	1	1			
			Excellent	3	2	5	2	2	2	4	4	5		
21	Dr.Shinde A.V.	5	Poor	1										
			Average	1			1				1			
			Good	3	2	3	2	3	3	2	2	3		
			Excellent		3	2	1	2	2	3	2	2		
22	Dr.Jamdhade D.D.	15	Poor	1										
			Average	1			1							
			Good	4	5	4	4	6	4	5	4	5		
			Excellent	9	10	11	10	9	11	10	11	10		
23	Dr.Shete N.P	15	Poor											
			Average	1	1		3	1			2			
			Good	7	9	7	9	8	10	11	8	11		
			Excellent	7	5	8	3	6	5	4	5	4		
24	Khetri	5	Poor											
			Average											
			Good	1	1		1	1	1	1				
			Excellent	4	4	5	4	4	4	4	5	5		
25	Mane S.M.	5	Poor											
			Average											
			Good	1			1	1		2	3	1		
			Excellent	4	5	5	4	4	5	3	2	4		
26	Dr.Shaikh A.R.	15	Poor	1										
			Average	4	1	2	2	2	2	2				
			Good	7	6	4	7	5	7	3	6	4		
			Excellent	3	8	9	6	8	6	10	9	11		
27	Dr.Khandat M.S.	15	Poor											
			Average											
			Good	9	9	12	6		9	9	9	12		
			Excellent	6	6	3	9	15	6	6	6	3		
28	Dr.Nuzhat Sultana	15	Poor											
			Average	2	3									
			Good	6	6	7	8	9	5	6	7	6		
			Excellent	7	6	8	7	6	10	9	8	9		
29	Dr.Katre B.V	5	Poor											
			Average											
			Good	1	1	1	1	1	3	4	3	4		
			Excellent	4	4	4	4	4	2	1	2	1		
30	Dr.Gaike P.P	10	Poor											
			Average	1	1	1	2	1	1	1	1			



			Good	8	8	9	7	8	7	6	7	
			Excellent	1	1		1	1	2	3	2	
31	Dr.Gadhve	10	Poor									
			Average									
			Good	5	3	8	6	3	5	8	7	
			Excellent	5	7	2	4	7	5	2	3	10
32	Dr.Lamture	5	Poor									
			Average						1	1		1
			Good	2	2	2	3	2	2	2	3	1
			Excellent	3	3	3	2	3	2	2	2	3
33	.Dr.Machale R.G.	4	Poor									
			Average								1	
			Good	1	2	4	3		2	2	2	1
			Excellent	3	2		1	4	2	2	1	3
34	Dr.Maulage S.B.	6	Poor									
			Average					1				
			Good	1	3	2	5	3	3	4	3	
			Excellent	5	3	4	1	2	3	2	3	6
35	Dr.Gaikwad S.V.	7	Poor									
			Average									
			Good	2	2	3	2	3	3	4	6	2
			Excellent	5	5	4	5	4	4	3	1	5
36	Dr.Khetre	7	Poor									
			Average									
			Good	2	2	3	2	3	3	4	6	2
			Excellent	5	5	4	5	4	4	3	1	5
37	Dr.Shelke A.N.	10	Poor									
			Average		1							
			Good	9	8	8	4	5	6	8	7	
			Excellent	1	1	2	6	5	4	2	3	10
38	Dr.Gutte S.L.	15	Poor									
			Average									
			Good	8	5	3	3	9	3	5	8	2
			Excellent	7	10	12	12	6	12	10	7	13

- Q1-Ability to bring conceptual clarity and promotion of thinking ability by teacher.  
 Q2-Motivation Provided.  
 Q3-Teachers Communication Skill.  
 Q4-Teacher Regularity and Punctuality.  
 Q5-Teacher Subject Knowledge.  
 Q6- Completion and Coverage of Course.  
 Q7-Availability of teacher in LAB.  
 Q8-Teachers interaction and Guidance outside the class.  
 Q9-Teacher overall performance.

*(Signature)*  
 Co-Ordinator  
 Internal Quality Assurance Cell  
 Mrs. K.S.K. College, Beed, (M.S.)

*(Signature)*  
**Principal**  
 N.S.S.R.(N.) Mrs.Kesharbai  
 Sonajirao Kshirsagar Alias Kaku  
 Arts, Science and Commerce  
 College, Beed.