



Navgan Shikshan Sanstha Rajuri (N)

Mrs. Kesharbai Sonajirao Kshirsagar Alias Kaku
Arts, Science & Commerce College, Beed-431122



Principal

Dr. S.V. Kshirsagar



NAAC reaccrredited - A Grade

ISO- 21001:2018



Secretary

Green audit Dr. B. S. Kshirsagar

[3.15 CGPA as per New RAF]

Website -kskcollegebeed.com E-mail-kskbeed123@rediffmail.com Ph. (02442)222641 Fax-(02442)230197

2.7 Criterion II -Teaching – Learning Evaluation
Student Satisfaction Survey on Teaching Learning Process

Following are questions for Student Satisfaction survey regarding teaching learning process 2023-2024

1. How much of the syllabus was covered in the class?

4-85 to 100%

3-70 to 84%

2-55 to 69%

1-30 to 54%

0-Below 30%

2. How well did the teachers prepare for the classes?

4-Thoroughly

3-Satisfactorily

2-Poorly

1-Indifferently

0-Won't teach at all

3. How well were the teachers able to communicate?

4-Always effective

3-Sometimes effective

2-Just satisfactorily

1-Generally ineffective

0- Very poor communication

4. The teacher's approach to teaching can best be described as

4- Excellent

3-Very good

2-Good

1-Fair

0-Poor

5. Fairness of the internal evaluation process by the teachers

4- Always fair

3-Usually fair

2- Sometimes unfair

1-Usually unfair

0- Unfair



6. Was your performance in assignments discussed with you?
4- Every time
3-Usually
2-Occasionally Sometimes
1- Rarely
0- Never

7. The institution provides multiple opportunities to learn and grow
4-Strongly agree
3-Agree
2-Neutral
1- Disagree
0- Strongly disagree

8. Your mentor does a necessary follow-up with an assigned task to you
4-Every time
3-Usually
2-Occasionally/ Sometimes
1-Rarely
0-I don't have a mentor

9. The teachers illustrate the concepts through examples and application.
4-Every time
3-Usually
2-Occasionally/ Sometimes
1-Rarely
0-Never


10. The teachers identify your strengths and encourage you with providing right level of challenges
4-Fully
3- Reasonably
2- Partially
1-slightly
0-Unable to

11. There are identify your weaknesses and help you to overcome them
4-Every time
3-Usually
2-Occasionally/ Sometimes
1-Rarely
0-Never

12. Teachers encourage you to participate extracurricular activities
4- Strongly agree
1-Agree
2- Neutral
1-Disagree
0-Strongly disagree

13. What percentage of teachers use ICT tools such as LCD projector, Multimedia, etc. in teaching.

- 4- Above 90%
- 3- 70-89%
- 2- 50-69%
- 1- 10-19%
- 0- Below 29%



14. The overall quality of teaching-learning process in your institute is very good.

- 4- Strongly agree
- 3- Agree
- 2- Neutral
- 1 - Disagree
- 0- Strongly disagree


Principal
N.S.S.R.(N.) Mrs.Kesharbai
Sonajirao Kshirsagar Alias Kaku
Arts, Science and Commerce
College, Beed.



Navgan Shikshan Sanstha Rajuri (N)

Mrs. Kesharbai Sonajirao Kshirsagar Alias Kaku
Arts, Science & Commerce College, Beed-431122



Principal

Dr. S.V. Kshirsagar

NAAC reaccredited - A Grade ISO- 21001:2018

Green audit Secretary

Dr. B. S. Kshirsagar

13.15 CGPA as per New RAFI

Website -kskcollegebeed.com E-mail-kskbeed123@rediffmail.com Ph. (02442)222641 Fax-(02442)230197

Student Satisfaction Survey Report on Overall institution performance (2023-24)

The institution did students' satisfaction survey last year i.e. 2023-2024 on overall institutional performance. The students responded to it positively and it helped principal and the management to prepare the future agenda and necessary student-oriented activities.

Majority of the students are satisfied with the college and the activities undertaken by the college.

Student Satisfaction Survey (SSS) Analysis Report 2023-24

1. How much of the syllabus was covered in the class?

Options	85 to 100%	70 to 84%	55 to 69%	30 to 54	Below 30%
Responses	61	29	10	-	-

2. How well did the teachers prepare for the classes?

Options	Thoroughly	Satisfactorily	Poorly	Indifferently	Won't teach at all
Responses	40	60	-	-	-

3. How well were the teachers able to communicate?

Options	Always effective	Sometimes effective	Just satisfactorily	Generally ineffective	Very poor communication
Responses	35	40	25	-	-

4. The teacher's approach to teaching can best be described as


Options	Excellent	Very good	Good	Fair	Poor
Responses	60	40	-	-	-

5. Fairness of the internal evaluation process by the teachers

Options	Always fair	Usually fair	Sometimes unfair	Usually Unfair	Unfair
Responses	55	45	-	-	-

6. Was your performance in assignments discussed with you?

Options	Every time	Usually	Occasionally Sometimes	Rarely	Never
Responses	60	35	05		



7. The institution provides multiple opportunities to learn and grow

Options	Strongly agree	Agree	Neutral	Disagree	Strongly disagree
Responses	60	40	-	-	-

8. Your mentor does a necessary follow-up with an assigned task to you

Options	Every time	Usually	Occasionally Sometimes	Rarely	I don't have a mentor
Responses	55	40	05	-	-

9. The teachers illustrate the concepts through examples and application.

Options	Every time	Usually	Occasionally Sometimes	Rarely	Never
Responses	60	35	5	-	-

10. The teachers identify your strengths and encourage you with providing right level of challenges

Options	Fully	Reasonably	Partially	Slightly	Unable to
Responses	60	30	10	-	-

11. There are identify your weaknesses and help you to overcome them

Options	Every time	Usually	Occasionally/ Sometimes	Rarely	Never
Responses	30	35	15	10	10

12. Teachers encourage you to participate extracurricular activities


Options	Strongly agree	Agree	Neutral	Disagree	Strongly disagree
Responses	40	35	25	-	-

13. What percentage of teachers use ICT tools such as LCD projector, Multimedia, etc. while teaching

Options	Above 90%	70-89%	50-69%	10-19%	Below 29%
Responses	40	30	10	15	05

14. The overall quality of teaching-learning process in your institute is very good.

Options	Strongly agree	Agree	Neutral	Disagree	Strongly disagree
Responses	60	40	-	-	-


Principal
Principal
 N.S.S.R.(N.) Mrs. Kesharbai
 Sonajirao Kshirsagar Alias Kaku
 Arts, Science and Commerce
 College, Beed.